



AGENDA
GOLF ADVISORY BOARD
CITY OF PORT ORANGE

Meeting Date: Tuesday, October 3, 2023

Time: 5:00 PM

Type of Meeting: Regular

Location: Dorothy L. Hukill City Center
Annex Conference Room
1395 Dunlawton Avenue
Port Orange

A. CALL TO ORDER

1. Pledge of Allegiance
2. Roll Call

B. DISCUSSION/ACTION

3. Consideration of Minutes - August 1, 2023
4. Financial and Evaluation Reports from KemperSports
5. Update on Cart Path Milling
6. Discussion on Quarterly Meetings

C. PUBLIC COMMENTS

D. STAFF COMMENTS

E. BOARD COMMENTS

F. ITEMS FOR NEXT AGENDA

G. ADJOURNMENT

7. Next Meeting Date: Tuesday, December 5, 2023 @ 5:00 p.m.
8. Board Report to City Council: Tuesday, October 3, 2023

NOTICES – PURSUANT TO SECTION 286.0105 OF THE FLORIDA STATUTES, IF ANY PERSON DECIDES TO APPEAL ANY DECISION MADE BY THE GOLF ADVISORY BOARD WITH RESPECT TO ANY MATTER CONSIDERED AT THIS PUBLIC MEETING OR HEARING, SUCH PERSON WILL NEED A RECORD OF THE PROCEEDINGS, AND THAT, FOR SUCH PURPOSE, SUCH PERSON MAY NEED TO ENSURE THAT A VERBATIM RECORD OF THE PROCEEDINGS IS MADE, WHICH RECORD INCLUDES THE TESTIMONY AND EVIDENCE UPON WHICH THE APPEAL IS TO BE BASED. THE CITY DOES NOT PREPARE OR PROVIDE SUCH A RECORD.



Golf Course Board of Directors Meeting

Tuesday, October 3, 2023

Page 2 of 2

FOR SPECIAL ACCOMMODATIONS, PLEASE NOTIFY THE CITY CLERK'S OFFICE (PHONE: 386-506-5563) AS FAR IN ADVANCE AS POSSIBLE, BUT PREFERABLY WITHIN 2 WORKING DAYS OF YOUR RECEIPT OF THIS NOTICE OR 5 DAYS PRIOR TO THE MEETING OR HEARING DATE.



HELP FOR THE HEARING IMPAIRED IS AVAILABLE THROUGH THE ASSISTIVE LISTENING SYSTEM RECEIVERS THAT CAN BE OBTAINED FROM THE CITY CLERKS' OFFICE.

IN ACCORDANCE WITH THE AMERICANS WITH DISABILITIES ACT (ADA), IF YOU ARE A PERSON WITH A DISABILITY WHO NEEDS AN ACCOMMODATION IN ORDER TO PARTICIPATE IN THIS PROCEEDING, YOU ARE ENTITLED, AT NO COST TO YOU, THE PROVISION OF CERTAIN ASSISTANCE. PLEASE CONTACT THE CITY CLERK FOR THE CITY OF PORT ORANGE, 1000 CITY CENTER CIRCLE, PORT ORANGE, FLORIDA 32129, TELEPHONE NUMBER 386-506-5563, CITYCLERK@PORT-ORANGE.ORG, AS FAR IN ADVANCE AS POSSIBLE, BUT PREFERABLY WITHIN 2 WORKING DAYS OF YOUR RECEIPT OF THIS NOTICE OR 5 DAYS PRIOR TO THE MEETING OR HEARING DATE. IF YOU ARE HEARING OR VOICE IMPAIRED, CONTACT THE RELAY OPERATOR AT 7-1-1 or 1-800-955-8771.

UPON REQUEST BY A QUALIFIED INDIVIDUAL WITH A DISABILITY, THIS DOCUMENT WILL BE MADE AVAILABLE IN AN ALTERNATE FORMAT. IF YOU NEED TO REQUEST THIS DOCUMENT IN AN ALTERNATE FORMAT, PLEASE CONTACT THE CITY CLERK WHOSE CONTACT INFORMATION IS PROVIDED ABOVE.

GOLF ADVISORY BOARD MEETING MINUTES
CITY OF PORT ORANGE
DOROTHY L. HUKILL CITY CENTER ANNEX
1395 DUNLAWTON AVE – CONFERENCE ROOM
PORT ORANGE, FLORIDA
AUGUST 1, 2023

THE REGULAR GOLF ADVISORY BOARD MEETING of the City of Port Orange was called to order by Chair Richard Lee at 5:00 p.m.

Pledge of Allegiance

Roll Call	Present:	Richard Lee, Chair Michael Bagnato Jane Taylor Lance Green
	Absent:	Dennis Flesch
	Also Present:	Kevin Sweat, Parks Manager Susan Lovallo, Parks & Recreation Director Tracee Cody, Deputy City Clerk

DISCUSSION/ACTION

3. Consideration of Minutes - June 6, 2023

Chair Richard Lee mentioned former member William Schell resigned and introduced new member Michael Bagnato who was appointed to fill the vacancy. Susan Lovallo, Parks & Recreation Director, mentioned she will no longer be at these meetings and Kevin Sweat, Parks Manager, will be the new staff liaison.

Motion to approve the June 6, 2023 meeting minutes as presented was made by Vice Chair Jane Taylor and seconded by Member Lance Green. Motion carried unanimously by voice vote.

4. Financial and Evaluation Reports from KemperSports

Jeff Dayton, General Manager of KemperSports, provided an overview of the financials and answered questions from the board. Mr. Dayton also informed the board that KemperSports is using a new software called True Demand for online booking.

5. Update on Cart Path Milling

Member Green reached out to a couple of companies for cart path milling options and

was told by one contact that they could mill an 8 foot wide cart path. Darren Bache, Superintendent, said it's hard to get a company that wants to do 8x8 pours because it isn't a large enough project according to the companies. The board will continue to search for options and keep discussions active on the subject.

6. Update on Technology and Sales/Marketing Position

Mr. Dayton announced they hired Leslie House as the new Sales/Marketing position to start September 12, 2023.

7. Meeting Schedule

Ms. Lovallo gave the board the option to have quarterly meetings starting the new year. She explained that when the current meeting schedule was set, there were a lot of issues needing attention. She also explained that if the members go to quarterly meetings and any golf course issues arise, the Chair has the authority to call for a Special Meeting. The general consensus of the members was that the golf course is running smooth for the time being and are in favor of quarterly meetings.

PUBLIC COMMENTS

There were none.

STAFF COMMENTS

Mr. Sweat provided an update on the bathrooms that are being done "in house". Countertops are to be done on August 9, plumbing should be done by the 10th and the project should be completed a week after.

BOARD COMMENTS

Vice Chair Taylor complimented the golf course. Member Green sees good feedback on the raffles and noted that recovery time of the course condition after heavy rains is noticed and appreciated. He mentioned needing to cut a trench to the lake between 13 and 14 because water collects there. He also asked Ms. Lovallo and Mr. Sweat for clarification on the restaurant owner's access, insurance and responsibilities he has to the City. Member Bagnato said he started playing at Cypress Head Golf Course in 2009 and said it's the best condition he's ever seen it. Chair Lee agreed with the course conditions and notices smaller amenities like cooling towels, ice, employee uniforms and name badges, etc that are helping. Mr. Dayton said they are trying to come up with a marketing plan to offer annual passes to Woodhaven residents.

ITEMS FOR NEXT AGENDA

Discussion on Cart Path Milling
Quarterly meetings (consideration for a vote)

ADJOURNMENT – 5:46 p.m.

8. Next Meeting Date: Tuesday, October 3, 2023 @ 5:00 p.m.
9. Board Report to City Council: Tuesday, August 1, 2023

Chair Richard Lee

The Golf Club at Cypress Head
Comparative Income Statement
For the Ten Months Ending July 31, 2023

	MTD	YTD	Audited	Percent	MTD	YTD	Annual	Percent
	Prior Year	Prior Year	Prior Year	of Total	Actual	Actual	Budget	of Total
REVENUES								
Green Fees & Cart Fees	116,105	1,390,746	1,557,815	89%	130,572	1,575,798	1,259,492	125%
Merchandise	10,207	111,150	125,691	88%	24,446	236,949	90,550	262%
Other Pro Shop	2,048	21,686	23,918	91%	1,563	29,309	19,063	154%
Range	4,056	46,154	51,597	89%	5,077	59,914	44,300	135%
Other Operating Revenues	3,223	35,432	40,086	88%	3,197	35,664	36,122	99%
TOTAL REVENUE	135,638	1,605,168	1,799,106	89%	164,855	1,937,634	1,449,526	134%
COST OF SALES								
Merchandise	5,006	70,005	78,941	89%	16,461	169,412	55,236	307%
TOTAL COGS	5,006	70,005	78,941	89%	16,461	169,412	55,236	307%
COGS - Merchandise %	49.1%	63.0%	62.8%	100.3%	67.3%	71.5%	61.0%	117.2%
PAYROLL								
Course and Grounds	33,650	358,435	430,587	83%	37,380	380,861	416,997	91%
Carts, Range, Starters, Etc.	10,121	93,041	108,062	86%	14,482	132,482	98,064	135%
Pro Shop	8,204	73,688	87,407	84%	11,132	106,901	85,253	125%
General and Administrative	14,008	130,261	158,668	82%	16,496	164,126	160,946	102%
Marketing	4,809	48,867	58,791	83%	716	31,363	48,841	64%
TOTAL PAYROLL	70,792	704,292	843,515	83%	80,206	815,733	810,100	101%
OPERATING EXPENSES								
Course and Grounds	28,096	239,275	306,972	78%	23,658	271,308	264,162	103%
Carts, Range, Starters, Etc.	4,227	55,680	64,844	86%	10,066	111,462	88,006	127%
Pro Shop	257	10,529	11,073	95%	586	12,975	7,085	183%
General and Administrative	20,041	225,200	268,720	84%	26,061	274,490	227,125	121%
Marketing	2,003	21,854	23,886	91%	5,504	23,901	23,190	103%
TOTAL OPERATING EXPENSES	54,624	552,538	675,495	82%	65,875	694,137	609,568	114%
TOTAL EXPENSES	130,422	1,326,835	1,597,951	83%	162,543	1,679,282	1,474,903	114%
OTHER INCOME (EXPENSE)								
MANAGEMENT FEES	(6,307)	(63,075)	(75,816)	83%	(6,400)	(63,874)	(76,432)	84%
Depreciation & Amortization	(96)	(955)	(1,146)	83%	(96)	(955)	(1,146)	83%
TOTAL OTHER INCOME (EXPENSE)	(6,403)	(64,030)	(76,962)	83%	(6,496)	(64,829)	(77,578)	84%
NET INCOME	(1,187)	214,303	124,193	173%	(4,184)	193,523	(102,955)	-188%
Paid Rounds								
Paid Rounds	3,497	37,993	42,729		3,619	39,663	37,780	
Annual Pass Rounds	307	3,788	4,406		298	3,489	4,748	
Other Rounds	269	2,628	3,036		236	2,526	2,636	
Total Rounds	4,073	44,409	50,171		4,153	45,678	45,164	
Revenue/Paid Rounds	39	42	42		46	49	46	
Revenue/Total Rounds	33	36	36		40	42	39	

The Golf Club at Cypress Head
For the Month Ending July 31, 2023

	07/31/22	08/31/22	09/30/22	10/31/22	11/30/22	12/31/22	01/31/23	02/28/23	03/31/23	04/30/23	05/31/23	06/30/23	07/31/23
REVENUES													
Green Fees & Cart Fees	116,104.71	84,541.09	82,527.75	76,416.40	132,017.55	151,836.60	190,652.13	202,987.87	215,490.49	193,774.07	152,982.45	129,068.67	130,571.95
Merchandise	10,206.64	8,434.76	6,106.00	5,732.44	9,609.82	21,332.57	18,588.99	31,512.42	31,817.76	26,833.45	32,725.04	34,350.55	24,446.20
Other Pro Shop	2,048.00	1,165.00	1,067.00	850.00	2,277.06	1,634.60	3,804.00	6,604.00	4,505.00	2,976.50	3,060.00	2,035.00	1,563.00
Range	4,056.10	3,180.02	2,262.58	2,957.24	3,822.98	4,403.90	6,571.07	7,756.67	8,744.83	7,745.13	6,551.80	6,283.24	5,078.88
Other Operating Revenues	3,222.79	2,489.12	2,164.82	1,863.48	3,144.77	3,446.98	4,168.43	4,441.06	4,778.04	3,995.63	3,396.74	3,231.72	3,196.76
TOTAL REVENUE	135,638.24	99,809.99	94,128.15	87,819.56	150,872.18	182,654.65	223,784.62	253,302.02	265,336.12	235,324.78	198,716.03	174,969.18	164,854.79
COST OF SALES													
Merchandise	5,006.48	5,262.08	3,673.81	3,551.22	6,654.04	16,313.10	12,541.39	23,645.30	21,473.04	18,085.38	25,824.70	24,862.73	16,461.49
TOTAL COGS	5,006.48	5,262.08	3,673.81	3,551.22	6,654.04	16,313.10	12,541.39	23,645.30	21,473.04	18,085.38	25,824.70	24,862.73	16,461.49
COGS - Merchandise %	49.1%	62.4%	60.2%	61.9%	69.2%	76.5%	67.5%	75.0%	67.5%	67.4%	78.9%	72.4%	67.3%
PAYROLL													
Course and Grounds	33,649.77	36,966.52	35,185.19	39,929.59	39,739.57	37,444.77	33,288.78	41,234.88	39,656.83	36,721.96	39,379.74	36,084.94	37,380.16
Carts, Range, Starters, Etc.	10,121.42	7,904.02	7,117.30	8,050.49	10,565.72	11,495.02	12,977.07	12,162.64	15,935.90	16,569.79	15,122.18	15,121.41	14,481.80
Pro Shop	8,204.05	6,904.70	6,814.31	6,958.36	9,876.88	9,654.01	10,570.48	11,008.79	12,447.03	11,852.05	11,781.65	11,619.61	11,132.34
General and Administrative	14,007.58	13,195.59	15,210.90	15,107.25	16,222.91	17,041.98	16,983.43	15,566.50	17,303.45	16,471.00	16,256.82	16,695.81	16,496.47
Marketing	4,808.85	3,970.08	5,954.61	3,811.96	3,862.00	5,058.98	3,948.90	4,553.32	3,702.16	2,476.00	1,154.73	2,078.81	715.70
TOTAL PAYROLL	70,791.67	68,940.91	70,282.31	73,857.65	80,267.08	80,694.76	77,768.66	84,526.13	89,045.37	84,090.80	83,695.12	81,580.58	80,206.47
OPERATING EXPENSES													
Course and Grounds	28,096.16	26,704.17	40,992.52	32,051.47	16,665.60	22,238.01	22,411.79	32,884.10	29,630.97	27,235.88	38,080.90	26,451.23	23,658.31
Carts, Range, Starters, Etc.	4,226.77	4,372.60	4,791.98	9,137.25	12,405.83	11,790.97	13,003.55	14,509.57	10,386.36	9,778.26	9,691.04	10,693.49	10,063.89
Pro Shop	257.32	353.48	190.44	179.65	1,524.96	648.62	305.73	5,915.29	2,068.60	1,503.88	0.00	242.63	585.57
General and Administrative	20,040.95	19,379.21	24,140.22	27,760.94	24,472.89	34,144.79	29,526.11	27,848.02	28,772.72	24,549.16	28,348.77	23,005.64	26,061.35
Marketing	2,002.95	688.48	1,344.02	813.11	1,042.17	2,176.64	836.70	112.46	566.18	6,400.23	2,481.75	3,967.87	5,503.70
TOTAL OPERATING EXPENSE	54,624.15	51,497.94	71,459.18	69,942.42	56,111.45	70,999.03	66,083.88	81,269.44	71,424.86	69,467.41	78,602.46	64,360.86	65,874.82
TOTAL EXPENSES	130,422.30	125,700.93	145,415.30	147,351.29	143,032.57	168,006.89	156,393.93	189,440.87	181,943.27	171,643.59	188,122.28	170,804.17	162,542.78
EBITDA	5,215.94	(25,890.94)	(51,287.15)	(59,531.73)	7,839.61	14,647.76	67,390.69	63,861.15	83,392.85	63,681.19	10,593.75	4,165.01	2,312.01

The Golf Club at Cypress Head
Course Cash Flow Report
For the Year Ended July 31, 2023

	OCT Actual	NOV Actual	DEC Actual	JAN Actual	FEB Actual	MAR Actual	APR Actual	MAY Actual	JUN Actual	JUL Actual	AUG Actual	SEP Actual
EBITDA	(59,532)	7,840	14,648	67,391	63,861	83,393	63,681	10,594	4,165	2,312	0	0
Management Fee Expense	(6,274)	(6,400)	(6,400)	(6,400)	(6,400)	(6,400)	(6,400)	(6,400)	(6,400)	(6,400)	0	0
Depreciation & Amortization	(96)	(96)	(96)	(96)	(96)	(96)	(96)	(96)	(96)	(96)	0	0
Net Income	(65,901)	1,344	8,152	60,895	57,366	76,897	57,186	4,098	(2,331)	(4,184)	0	0
Working Capital Changes												
Inventory	(6,201)	(13,489)	(8,640)	(17,450)	(12,888)	(6,201)	(786)	(7,711)	(3,497)	(1,554)	0	0
Receivables	92,368	1,011	59	(5,166)	5,294	(171)	(2,411)	2,479	(13,181)	11,947	0	0
Prepaid Expenses	8,069	(9,649)	(12,225)	10,892	21,296	(9,057)	8,180	6,861	(27,203)	7,132	0	0
Payables	21,540	4,134	28,307	24,002	2,495	(4,888)	(20,122)	(20,433)	8,652	(9,153)	0	0
Due to from the City	960	239	1	(196)	158	305	(758)	265	116	(40)	0	0
Accrued Expenses	6,872	11,742	8,090	8,217	5,682	(26,636)	3,840	397	8,267	6,829	0	0
Deferred Revenues	(32,874)	1,527	(38,923)	(9,040)	(6,873)	7,467	(22,847)	(12,087)	(30,478)	(11,687)	0	0
Depreciation & Amortization	96	96	96	96	96	96	96	96	96	96	0	0
Operating Cash Flow	24,929	(3,045)	(15,085)	72,249	72,624	37,813	22,378	(26,036)	(59,558)	(614)	0	0
Investing Activities												
Financing Activities												
Net Cash Flows	24,929	(3,045)	(15,085)	72,249	72,624	37,813	22,378	(26,036)	(59,558)	(614)	0	0
Beginning Cash	255,433	280,363	277,317	262,233	334,482	407,106	444,919	467,297	441,262	381,704	381,089	326,686
Net Cash Flows	24,929	(3,045)	(15,085)	72,249	72,624	37,813	22,378	(26,036)	(59,558)	(614)	0	0
Ending Cash	280,363	277,317	262,233	334,482	407,106	444,919	467,297	441,262	381,704	381,089	381,089	326,686

TRIAL BALANCE SUMMARY FOR 2022

The Golf Club at Cypress Head

General Ledger

Ranges: From: To:
 Date: 7/1/2023 7/31/2023
 Account: First Last

Sorted By: Account
 Include: Posting, Unit
 Print Currency In: Functional (Z-US\$)

Inactive	Account	Description	Beginning Balance	Debit	Credit	Net Change	Ending Balance
	10020-5950-900	Cash - Course Depository NEW	\$353,724.94	\$180,278.23	\$186,638.42	(\$6,360.19)	\$347,364.75
	10050-5950-900	Cash - Course Payroll BMO	\$26,628.88	\$70,000.00	\$64,254.16	\$5,745.84	\$32,374.72
	10100-5950-900	Cash - Course Other	\$850.00	\$0.00	\$0.00	\$0.00	\$850.00
	10180-5950-900	Cash - Pro Shop Bank	\$500.00	\$0.00	\$0.00	\$0.00	\$500.00
	11160-5950-900	A/R Member	\$13,527.96	\$6,805.13	\$18,752.37	(\$11,947.24)	\$1,580.72
	12000-5950-900	Inventory - Merchandise	\$98,039.96	\$19,556.63	\$18,002.25	\$1,554.38	\$99,594.34
	13020-5950-900	Prepaid Insurance	\$46,289.60	\$0.00	\$8,497.24	(\$8,497.24)	\$37,792.36
	13040-5950-900	Prepaid Exp - Other	\$8,290.84	\$1,869.70	\$504.84	\$1,364.86	\$9,655.70
	20100-5950-900	Machinery & Equipment	\$5,550.40	\$0.00	\$0.00	\$0.00	\$5,550.40
	20160-5950-900	Buildings and Improvements	\$30,597.54	\$0.00	\$0.00	\$0.00	\$30,597.54
	22040-5950-900	Accum. Deprec - Mach & Equip	(\$4,925.02)	\$0.00	\$23.12	(\$23.12)	(\$4,948.14)
	22080-5950-900	Accum. Deprec - Buildings	(\$27,049.40)	\$0.00	\$72.41	(\$27.41)	(\$27,121.81)
	30000-5950-900	Accts Pay - Trade	(\$71,628.39)	\$89,941.53	\$80,788.13	\$9,153.40	(\$62,474.99)
	30040-5950-900	Accts Pay - Other	(\$123,920.02)	\$16,295.58	\$16,255.98	\$39.60	(\$123,880.42)
	31000-5950-900	Accrued Expenses	(\$800.00)	\$800.00	\$1,600.00	(\$800.00)	\$1,600.00
	31020-5950-900	Accrued Payroll	(\$47,060.47)	\$35,558.32	\$39,289.28	(\$3,791.43)	(\$50,791.43)
	31080-5950-900	Accrued Tips Payable	(\$100.00)	\$3,036.00	\$4,956.00	(\$1,920.00)	(\$2,020.00)
	31220-5950-900	Accrued Sales Tax	(\$9,502.79)	\$9,584.69	\$9,962.28	(\$377.59)	(\$9,880.38)
	31400-5950-900	Accrued City Surcharge	\$0.00	\$3,196.76	\$3,196.76	\$0.00	\$0.00
	32000-5950-900	Deferred Rev - Rainchecks	(\$6,732.77)	\$1,511.79	\$3,373.69	(\$1,861.90)	(\$8,594.67)
	32020-5950-900	Deferred Rev - Outing Deposits	(\$14,407.57)	\$3,051.41	\$1,392.90	\$1,658.51	(\$12,749.06)
	32040-5950-900	Deferred Rev - Legacy GF Passes	(\$7,872.18)	\$2,624.03	\$0.00	\$2,624.03	(\$5,248.15)
	32050-5950-900	Deferred Revenue - Cypress GF Passes	(\$9,058.28)	\$3,019.44	\$0.00	\$3,019.44	(\$6,038.84)
	32070-5950-900	Deferred Rev - Gift Cards	(\$35,329.49)	\$1,191.66	\$1,000.28	\$191.38	(\$35,138.11)
	32100-5950-900	Deferred Rev - Credit Books	(\$10,606.85)	\$1,006.58	\$982.00	\$24.58	(\$10,582.27)
	32120-5950-900	Deferred Rev - Trail Fee Pass	(\$17,101.10)	\$6,031.11	\$0.00	\$6,031.11	(\$11,069.99)
	49020-5950-900	Retained Earnings - Current	(\$199.13)	\$0.00	\$0.00	\$0.00	(\$199.13)
	50000-5950-100	Green Fees - Annual Pass	(\$49,971.10)	\$0.00	\$5,643.47	(\$5,643.47)	(\$55,614.57)
	5002A-5950-100	Green Fee - Annual	(\$332.72)	\$361.68	\$28.96	\$332.72	\$0.00
	5003A-5950-100	Green Fee - Group	(\$90,675.19)	\$0.00	\$7,299.22	(\$7,299.22)	(\$97,974.41)
	50040-5950-100	Green Fees - Member	(\$4,742.46)	\$1,002.96	\$508.10	\$494.86	(\$4,247.60)
	5005A-5950-100	Green Fee - Hotel	(\$50.74)	\$0.00	\$0.00	\$0.00	(\$50.74)
	5006A-5950-100	Green Fee - Junior	(\$1,603.99)	\$0.00	\$798.08	(\$798.08)	(\$2,402.07)
	50070-5950-100	Green Fees - (surcharge)	(\$33,144.54)	\$3,249.40	\$6,446.15	(\$3,196.75)	(\$36,341.29)
	5007A-5950-100	Green Fee - League	(\$77,706.33)	\$0.00	\$146.30	(\$146.30)	(\$77,852.63)
	5010A-5950-100	Green Fee - Non-Resident (Standard)	(\$106,387.81)	\$0.00	\$14,130.29	(\$14,130.29)	(\$120,518.10)
	5012A-5950-100	Green Fee - Outing	(\$70,240.39)	\$0.00	\$4,404.08	(\$4,404.08)	(\$74,644.47)
	5014A-5950-100	Green Fee - Resident	(\$303,785.48)	\$3,597.31	\$25,658.25	(\$22,060.94)	(\$325,846.42)
	5015A-5950-100	Green Fee - Senior	(\$217,428.55)	\$0.00	\$23,206.05	(\$23,206.05)	(\$240,634.60)
	5016A-5950-100	Green Fee - Staff	(\$1.00)	\$0.00	\$0.00	\$0.00	(\$1.00)
	5017A-5950-100	Green Fee - Trade	(\$108.06)	\$0.00	\$0.00	\$0.00	(\$108.06)
	5018A-5950-100	Green Fee - Twilight	(\$58.90)	\$0.00	\$0.00	\$0.00	(\$58.90)
	5019A-5950-100	Green Fee - Wholesale	(\$3,248.40)	\$76.90	\$1,652.57	(\$1,575.67)	(\$4,824.07)
	50500-5950-200	Cart Fee 18	(\$420,704.17)	\$420.00	\$43,327.57	(\$42,907.57)	(\$463,611.74)
	50520-5950-200	Cart Fee - Annual Trail	(\$65,036.40)	\$0.00	\$6,031.11	(\$6,031.11)	(\$71,067.51)
	52090-5950-600	Handicap Fee	(\$5,264.00)	\$0.00	\$25.00	(\$25.00)	(\$5,289.00)
	52150-5950-600	Lessons	(\$15,637.50)	\$0.00	\$645.00	(\$645.00)	(\$16,282.50)
	52280-5950-600	Rental Clubs	(\$6,844.66)	\$0.00	\$893.00	(\$893.00)	(\$7,737.66)
	52310-5950-600	Retail	(\$212,503.04)	\$0.00	\$24,446.20	(\$24,446.20)	(\$236,949.24)
	53050-5950-220	Range Pass Revenue	(\$54,836.86)	\$0.00	\$5,076.88	(\$5,076.88)	(\$59,913.74)
	56120-5950-100	City Surcharge R & R	(\$32,466.85)	\$0.00	\$3,196.76	(\$3,196.76)	(\$35,663.61)
	60000-5950-600	COGS - Merchandise - Accessories	\$152,950.90	\$16,461.49	\$0.00	\$16,461.49	\$169,412.39
	70000-5950-100	Gross Payroll - Salaried	\$98,346.01	\$16,388.36	\$5,098.60	\$11,289.76	\$109,635.77

TRIAL BALANCE SUMMARY FOR 2022

The Golf Club at Cypress Head

Inactive	Account	Description	Beginning Balance	Debit	Credit	Net Change	Ending Balance
	70000-5950-600	Gross Payroll - Salaried	\$31,117.34	\$5,540.32	\$1,847.38	\$3,692.94	\$34,810.28
	70000-5950-900	Gross Payroll - Salaried	\$112,465.46	\$18,627.86	\$5,894.54	\$12,733.32	\$125,198.78
	70000-5950-950	Gross Payroll - Salaried	\$21,430.44	\$0.00	\$0.00	\$0.00	\$21,430.44
	70010-5950-100	Gross Payroll - Hourly	\$197,719.87	\$29,713.11	\$9,105.29	\$20,607.82	\$218,327.69
	70010-5950-200	Gross Payroll - Hourly	\$106,846.97	\$19,126.75	\$5,996.69	\$13,130.06	\$119,977.03
	70010-5950-600	Gross Payroll - Hourly	\$50,656.38	\$8,476.20	\$2,676.46	\$5,799.74	\$56,456.12
	70010-5950-900	Gross Payroll - Hourly	\$512.71	\$75.83	\$35.53	\$40.30	\$553.01
	70010-5950-950	Gross Payroll - Hourly	\$6,241.72	\$1,330.88	\$679.50	\$651.38	\$6,893.10
	71000-5950-100	Payroll Tax - FICA	\$21,909.18	\$3,448.10	\$1,047.24	\$2,400.86	\$24,310.04
	71000-5950-200	Payroll Tax - FICA	\$8,483.85	\$1,512.96	\$500.87	\$1,012.09	\$9,495.94
	71000-5950-600	Payroll Tax - FICA	\$6,385.05	\$1,237.32	\$432.79	\$804.53	\$7,189.58
	71000-5950-900	Payroll Tax - FICA	\$7,375.67	\$1,310.42	\$393.44	\$916.98	\$8,292.65
	71000-5950-950	Payroll Tax - FICA	\$2,125.26	\$101.81	\$51.99	\$49.82	\$2,175.08
	71010-5950-100	Payroll Tax - UC	\$663.30	\$11.53	\$0.00	\$11.53	\$674.83
	71010-5950-200	Payroll Tax - UC	\$814.91	\$109.15	\$0.00	\$109.15	\$924.06
	71010-5950-600	Payroll Tax - UC	\$344.38	\$19.23	\$0.00	\$19.23	\$363.61
	71010-5950-900	Payroll Tax - UC	\$113.78	\$0.47	\$0.00	\$0.47	\$114.25
	71010-5950-950	Payroll Tax - UC	\$57.38	\$0.00	\$0.00	\$0.00	\$57.38
	71020-5950-100	Payroll Tax - WC	\$5,579.59	\$552.91	\$0.00	\$552.91	\$6,132.50
	71020-5950-200	Payroll Tax - WC	\$1,997.78	\$224.98	\$0.00	\$224.98	\$2,222.76
	71020-5950-600	Payroll Tax - WC	\$1,541.57	\$166.86	\$0.00	\$166.86	\$1,708.43
	71020-5950-900	Payroll Tax - WC	\$2,149.62	\$222.63	\$0.00	\$222.63	\$2,372.25
	71020-5950-950	Payroll Tax - WC	\$440.82	\$0.00	\$0.00	\$0.00	\$440.82
	71030-5950-100	Benefits	\$19,263.11	\$6,332.30	\$3,815.02	\$2,517.28	\$21,780.39
	71030-5950-200	Benefits	(\$143.29)	\$412.98	\$407.46	\$5.52	(\$137.77)
	71030-5950-600	Benefits	\$5,724.14	\$1,398.87	\$749.83	\$649.04	\$6,373.18
	71030-5950-900	Benefits	\$25,011.91	\$4,770.03	\$2,187.26	\$2,582.77	\$27,594.68
	71030-5950-950	Benefits	\$351.24	\$72.47	\$57.97	\$14.50	\$365.74
	80110-5950-200	Cart Supplies	\$700.54	\$0.00	\$0.00	\$0.00	\$700.54
	80120-5950-100	Chemicals	\$4,965.65	\$2,104.67	\$0.00	\$2,104.67	\$7,070.32
	80170-5950-100	Course Accessories	\$6,588.27	\$0.00	\$0.00	\$0.00	\$6,588.27
	80230-5950-100	Fertilizer	\$50,291.66	\$1,513.00	\$1,024.64	\$488.36	\$50,780.02
	80250-5950-100	Flowers/Decor	\$1,759.62	\$11.65	\$0.00	\$11.65	\$1,771.27
	80270-5950-100	Fuel	\$13,754.84	\$1,562.21	\$0.00	\$1,562.21	\$15,317.05
	80280-5950-100	Fungicides	\$1,266.92	\$230.25	\$0.00	\$230.25	\$1,497.17
	80320-5950-100	Herbicides	\$30,022.23	\$3,146.62	\$0.00	\$3,146.62	\$33,168.85
	80370-5950-100	Insecticides	\$3,485.19	\$2,172.80	\$0.00	\$2,172.80	\$5,657.99
	80380-5950-900	Janitorial Supplies	\$5,690.17	\$0.00	\$0.00	\$0.00	\$5,690.17
	80420-5950-900	Laundry/Uniforms	\$1,504.31	\$0.00	\$0.00	\$0.00	\$1,504.31
	80520-5950-600	Office Supplies	\$138.46	\$0.00	\$0.00	\$0.00	\$138.46
	80520-5950-900	Office Supplies	\$5,861.84	\$427.96	\$0.00	\$427.96	\$6,289.80
	80590-5950-600	Printing	\$1,090.00	\$0.00	\$0.00	\$0.00	\$1,090.00
	80590-5950-900	Printing	\$15.50	\$0.00	\$0.00	\$0.00	\$15.50
	80610-5950-220	Range Balls	\$5,792.14	\$0.00	\$0.00	\$0.00	\$5,792.14
	80620-5950-220	Range Equipment	\$1,175.82	\$0.00	\$0.00	\$0.00	\$1,175.82
	80630-5950-220	Range Expenses	\$1,873.41	\$109.90	\$0.00	\$109.90	\$1,983.31
	80690-5950-100	Sand/Topdress	\$9,221.23	\$2,114.31	\$0.00	\$2,114.31	\$11,335.54
	80710-5950-100	Seeds/Trees	\$7,010.00	\$0.00	\$0.00	\$0.00	\$7,010.00
	80730-5950-100	Small Tools	\$492.93	\$0.00	\$0.00	\$0.00	\$492.93
	80770-5950-100	Staff/Volunteer Uniforms	\$405.19	\$470.23	\$0.00	\$470.23	\$875.42
	80780-5950-200	Supplies	\$3,950.29	\$87.64	\$0.00	\$87.64	\$4,037.93
	80780-5950-600	Supplies	\$3,699.82	\$17.48	\$0.00	\$17.48	\$3,717.30
	80810-5950-600	Tournament Expense	\$1,427.08	\$227.09	\$163.00	\$64.09	\$1,491.17
	81010-5950-900	Alarm System	\$1,465.46	\$139.00	\$0.00	\$139.00	\$1,604.46
	81090-5950-200	Cart Repairs	\$1,602.62	\$42.56	\$0.00	\$42.56	\$1,645.18
	81130-5950-900	Computer Service	\$4,631.12	\$1,190.54	\$0.00	\$1,190.54	\$5,821.66
	81140-5950-900	Contract Cleaning	\$6,030.90	\$1,000.00	\$175.00	\$825.00	\$6,855.90
	81200-5950-900	Guest Relations	\$8,258.39	\$0.00	\$0.00	\$0.00	\$8,258.39
	81220-5950-600	Handicap Expense	\$6,034.00	\$504.00	\$0.00	\$504.00	\$6,538.00
	81250-5950-100	Irrigation	\$5,635.07	\$175.00	\$0.00	\$175.00	\$5,810.07

TRIAL BALANCE SUMMARY FOR 2022

The Golf Club at Cypress Head

Inactive	Account	Description	Beginning Balance	Debit	Credit	Net Change	Ending Balance
	81340-5950-100	Repair & Maint - Paths	\$251.43	\$0.00	\$0.00	\$0.00	\$251.43
	81350-5950-100	Repair & Maint - Equipment	\$20,495.13	\$2,194.13	\$0.00	\$2,194.13	\$22,689.26
	81350-5950-220	Repair & Maint - Equipment	\$3,200.00	\$568.02	\$0.00	\$568.02	\$3,768.02
	81350-5950-900	Repair & Maint - Equipment	\$756.11	\$1,995.00	\$0.00	\$1,995.00	\$2,751.11
	81360-5950-100	Repair & Maint - Building	\$1,253.49	\$0.00	\$0.00	\$0.00	\$1,253.49
	81360-5950-900	Repair & Maint - Building	\$5,896.37	\$182.52	\$0.00	\$182.52	\$6,078.89
	82000-5950-200	Cart Lease	\$77,193.00	\$8,577.00	\$0.00	\$8,577.00	\$85,770.00
	82020-5950-100	Equipment Lease	\$64,260.00	\$7,140.00	\$0.00	\$7,140.00	\$71,400.00
	82060-5950-900	Off-Site Storage	\$1,854.00	\$206.00	\$0.00	\$206.00	\$2,060.00
	83000-5950-100	Utilities - Electric	\$2,570.28	\$357.21	\$0.00	\$357.21	\$2,927.49
	83000-5950-200	Utilities - Electric	\$5,908.53	\$680.77	\$0.00	\$680.77	\$6,589.30
	83020-5950-100	Utilities - Other	\$17,284.29	\$1,240.76	\$0.00	\$1,240.76	\$18,525.05
	83020-5950-900	Utilities - Other	\$18,495.37	\$2,726.32	\$0.00	\$2,726.32	\$21,221.69
	83030-5950-900	Utilities - Telephone/Fax	\$1,826.82	\$196.39	\$0.00	\$196.39	\$2,023.21
	83050-5950-100	Utilities - Water	\$2,020.51	\$204.36	\$0.00	\$204.36	\$2,224.87
	84040-5950-950	Adv/Promo - Mktg/Bus Dev	\$13,397.11	\$5,503.70	\$0.00	\$5,503.70	\$18,900.81
	84110-5950-950	Adv/Promo - Website	\$5,000.00	\$0.00	\$0.00	\$0.00	\$5,000.00
	85020-5950-900	Bank Charges	\$2,928.12	\$232.24	\$50.41	\$181.83	\$3,109.95
	85050-5950-900	Cash Short/(Over)	\$26.98	\$858.66	\$925.01	(\$66.35)	(\$39.37)
	85060-5950-900	Cell Phone	\$2,160.00	\$190.00	\$0.00	\$190.00	\$2,350.00
	85070-5950-900	City Surcharge R & R	\$32,466.85	\$3,196.76	\$0.00	\$3,196.76	\$35,663.61
	85120-5950-900	Credit Card Discounts	\$43,166.33	\$3,746.29	\$0.00	\$3,746.29	\$46,912.62
	85140-5950-900	Donations	(\$10.00)	\$0.00	\$50.00	(\$50.00)	(\$60.00)
	85150-5950-900	Dues & Subscriptions	\$2,042.49	\$597.00	\$0.00	\$597.00	\$2,639.49
	85160-5950-100	Education & Training	\$835.00	\$0.00	\$0.00	\$0.00	\$835.00
	85190-5950-100	Employee Relations	\$679.30	\$0.00	\$0.00	\$0.00	\$679.30
	85190-5950-900	Employee Relations	\$6,045.82	\$385.64	\$0.00	\$385.64	\$6,431.46
	85200-5950-100	Employee Testing	\$101.72	\$45.75	\$0.00	\$45.75	\$147.47
	85280-5950-900	Insurance Expense	\$69,092.94	\$10,097.24	\$800.00	\$9,297.24	\$78,390.18
	85320-5950-900	Member Relations	(\$3,783.88)	\$8.00	\$0.00	\$8.00	(\$3,775.88)
	85340-5950-900	Miscellaneous	\$8.23	\$0.00	\$0.00	\$0.00	\$8.23
	85390-5950-900	O/S - Accounting	\$15,500.00	\$0.00	\$0.00	\$0.00	\$15,500.00
	85430-5950-100	O/S - Other	\$3,000.00	\$0.00	\$0.00	\$0.00	\$3,000.00
	85480-5950-900	Payroll Processing Fee	\$4,026.12	\$457.24	\$0.00	\$457.24	\$4,483.36
	85490-5950-900	Postage/Shipping	\$1,640.36	\$166.42	\$0.00	\$166.42	\$1,806.78
	85610-5950-900	Tax/Licenses/Fees	(\$200.01)	\$75.00	\$30.00	\$45.00	(\$155.01)
	85710-5950-900	Travel - Meals	\$245.97	\$0.00	\$0.00	\$0.00	\$245.97
	85720-5950-900	Travel - Other	\$10,761.36	\$17.55	\$0.00	\$17.55	\$10,778.91
	89020-5950-900	Employee Meals	\$25.00	\$0.00	\$0.00	\$0.00	\$25.00
	90000-5950-900	Management Fee	\$57,473.85	\$6,841.00	\$441.00	\$6,400.00	\$63,873.85
	98020-5950-900	Deprec - Mach & Equip	\$208.08	\$23.12	\$0.00	\$23.12	\$231.20
	98040-5950-900	Deprec - Buildings	\$651.69	\$72.41	\$0.00	\$72.41	\$724.10
	R002A-5950-100	Rounds - Annual	11,615.00	298.00	0.00	298.00	11,913.00
	R003A-5950-100	Rounds - Group	14,254.00	448.00	0.00	448.00	14,702.00
	R005A-5950-100	Rounds - Green Fee - Hotel	44.00	0.00	0.00	0.00	44.00
	R006A-5950-100	Rounds - Green Fee - Junior	1,626.00	139.00	0.00	139.00	1,765.00
	R007A-5950-100	Rounds - Green Fee - League	15,005.00	14.00	0.00	14.00	15,019.00
	R010A-5950-100	Rounds - Green Fee - Non-Resident (Standard)	6,755.00	497.00	0.00	497.00	7,252.00
	R011A-5950-100	Rounds - Green Fee - Non-Revenue	653.00	37.00	0.00	37.00	690.00
	R012A-5950-100	Rounds - Green Fee - Outing	8,800.00	178.00	0.00	178.00	8,978.00
	R014A-5950-100	Rounds - Resident	51,593.00	1,429.00	76.00	1,353.00	52,946.00
	R015A-5950-100	Rounds - Green Fee - Senior	20,532.00	923.00	0.00	923.00	21,455.00
	R016A-5950-100	Rounds - Green Fee - Staff	4,330.00	138.00	0.00	138.00	4,468.00
	R017A-5950-100	Rounds - Green Fee - Trade	3,086.00	61.00	0.00	61.00	3,147.00
	R018A-5950-100	Rounds - Green Fee - Twilight	31.00	0.00	0.00	0.00	31.00
	R019A-5950-100	Rounds - Green Fee - Wholesale	342.00	67.00	0.00	67.00	409.00
	RCMWD-5950-100	Rounds - Complimentary - Weekday	15,846.00	0.00	0.00	0.00	15,846.00
	REMWd-5950-100	Rounds - Employee - Weekday	21,589.00	0.00	0.00	0.00	21,589.00
	RMBWD-5950-100	Rounds - Member - Weekday	80,170.00	0.00	0.00	0.00	80,170.00
	RPKWD-5950-100	Rounds - Peak - Weekday	450,023.00	0.00	0.00	0.00	450,023.00

TRIAL BALANCE SUMMARY FOR 2022
The Golf Club at Cypress Head

Inactive	Account	Description	Beginning Balance	Debit	Credit	Net Change	Ending Balance	
	RPKWE-5950-100	Rounds - Peak - Weekend	5,071.00	0.00	0.00	0.00	5,071.00	
		Grand Totals:	<u>Accounts</u> 174	<u>Beginning Balance</u> \$0.00	<u>Debit</u> \$677,742.07	<u>Credit</u> \$677,742.07	<u>Net Change</u> \$0.00	<u>Ending Balance</u> \$0.00

The Golf Club at Cypress Head

For the Ten Months Ending July 31, 2023

MTD Actual	MTD Budget	% of Budget	MTD Prior Year	% of PY		YTD Actual	YTD Budget	% of Budget	YTD Prior Year	% of PY	Annual Budget	
REVENUES												
130,572	92,991	140%	116,105	112%	Green Fees & Cart Fees	1,575,798	1,354,276	116%	1,390,746	113%	1,525,011	1,742,867
24,446	7,400	330%	10,207	240%	Merchandise	236,949	96,100	247%	111,150	213%	110,100	251,490
1,563	2,320	67%	2,048	76%	Other Pro Shop	29,309	18,530	158%	21,686	135%	20,520	31,541
5,077	3,600	141%	4,056	125%	Range	59,914	45,700	131%	46,154	130%	52,400	65,356
3,197	2,600	123%	3,223	99%	Other Operating Revenues	35,664	33,500	106%	35,432	101%	38,100	40,318
164,855	108,911	151%	135,638	122%	TOTAL REVENUE	1,937,634	1,548,106	125%	1,605,168	121%	1,746,131	2,131,572
COST OF SALES												
16,461	4,736	348%	5,006	329%	Merchandise	169,412	61,504	275%	70,005	242%	70,464	178,348
16,461	4,736	348%	5,006	329%	TOTAL COGS	169,412	61,504	275%	70,005	242%	70,464	178,348
67.3%	64.0%	105.2%	49.1%	137.3%	COGS - Merchandise %	71.5%	64.0%	111.7%	63.0%	113.5%	64.0%	826.2%
PAYROLL												
37,380	38,014	98%	33,650	111%	Course and Grounds	380,861	377,554	101%	358,435	106%	452,813	453,013
14,482	9,172	158%	10,121	143%	Carts, Range, Starters, Etc.	132,482	89,756	148%	93,041	142%	107,804	147,503
11,132	8,615	129%	8,204	136%	Pro Shop	106,901	80,421	133%	73,688	145%	96,444	120,620
16,496	14,847	111%	14,008	118%	General and Administrative	164,126	146,366	112%	130,261	126%	176,060	192,532
716	4,347	16%	4,809	15%	Marketing	31,363	42,787	73%	48,867	64%	51,481	41,287
80,206	74,994	107%	70,792	113%	TOTAL PAYROLL	815,733	736,885	111%	704,292	116%	884,602	954,956
OPERATING EXPENSES												
23,658	24,821	95%	28,096	84%	Course and Grounds	271,308	276,610	98%	239,275	113%	342,652	339,005
10,066	6,350	159%	4,227	238%	Carts, Range, Starters, Etc.	111,462	69,550	160%	55,680	200%	82,450	120,627
586	900	65%	257	228%	Pro Shop	12,975	7,275	178%	10,529	123%	7,575	13,519
26,061	18,105	144%	20,041	130%	General and Administrative	274,490	215,320	127%	225,200	122%	250,742	318,010
5,504	2,700	204%	2,003	275%	Marketing	23,901	17,400	137%	21,854	109%	23,400	25,933
65,875	52,876	125%	54,624	121%	TOTAL OPERATING EXPENSES	694,137	586,155	118%	552,538	126%	706,819	817,094
162,543	132,606	123%	130,422	125%	TOTAL EXPENSES	1,679,282	1,384,544	121%	1,326,835	127%	1,661,885	1,950,398
2,312	(23,695)	-10%	5,216	44%	EBITDA	258,352	163,562	158%	278,333	93%	84,246	181,174

The Golf Club at Cypress Head

For the Ten Months Ending July 31, 2023

MTD	MTD	% of	MTD	% of		YTD	YTD	% of	YTD	% of	Annual	
Actual	Budget	Budget	Prior Year	PY		Actual	Budget	Budget	Prior Year	PY	Budget	
2,312	(23,695)	-10%	5,216	44%	EBITDA	258,352	163,562	158%	278,333	93%	84,246	181,174
(6,400)	(6,434)	99%	(6,307)	101%	MANAGEMENT FEES	(63,874)	(64,340)	99%	(63,075)	101%	(77,208)	(76,615)
(96)	(96)	100%	(96)	100%	OTHER INCOME (EXPENSE)	(955)	(955)	100%	(955)	100%	(1,146)	(1,146)
(96)	(96)	100%	(96)	100%	Depreciation & Amortization	(955)	(955)	100%	(955)	100%	(1,146)	(1,146)
(96)	(96)	100%	(96)	100%	TOTAL OTHER INCOME (EXPENSE)	(955)	(955)	100%	(955)	100%	(1,146)	(1,146)
(4,184)	(30,225)	14%	(1,187)	352%	NET INCOME	193,523	98,267	197%	214,303	90%	5,892	103,413
3,619	2,796	129%	3,497	103%	Paid Rounds	39,663	33,032	120%	37,993	104%	37,780	44,399
298	476	63%	307	97%	Annual Pass Rounds	3,489	3,885	90%	3,788	92%	4,748	4,107
236	214	110%	269	88%	Other Rounds	2,526	2,226	113%	2,628	96%	2,636	2,934
4,153	3,486	119%	4,073	102%	Total Rounds	45,678	39,143	117%	44,409	103%	45,164	51,440
46	39	117%	39	117%	Revenue/Paid Rounds	49	47	104%	42	116%	46	565
40	31	127%	33	119%	Revenue/Total Rounds	42	40	107%	36	117%	39	486

The Golf Club at Cypress Head
 Summary of All Units
 For the Ten Months Ending July 31, 2023

MTD Actual	MTD Budget	% of Budget	MTD Prior Year	% of PY		YTD Actual	YTD Budget	% of Budget	YTD Prior Year	% of PY	Annual Budget	
REVENUES												
81,633	51,231	159%	73,796	111%	REVENUES	1,041,119	893,846	116%	875,216	119%	990,571	1,144,429
48,939	41,760	117%	42,309	116%	Green Fees	534,679	460,430	116%	515,530	104%	534,440	598,438
25	20	125%	20	125%	Cart Fee	5,289	4,090	129%	4,791	110%	4,130	5,523
645	2,000	32%	1,798	36%	Handicap Fee	16,283	12,040	135%	14,215	115%	13,590	17,841
893	300	298%	230	388%	Lessons	7,738	2,400	322%	2,680	289%	2,800	8,178
24,446	7,400	330%	10,207	240%	Rental Clubs	236,949	96,100	247%	111,150	213%	110,100	251,490
5,077	3,600	141%	4,056	125%	Retail	59,914	45,700	131%	46,154	130%	52,400	65,356
3,197	2,600	123%	3,223	99%	Range	35,664	33,500	106%	35,432	101%	38,100	40,318
164,855	108,911	151%	135,638	122%	City Surcharge R & R							
					Total Revenues	1,937,634	1,548,106	125%	1,605,168	121%	1,746,131	2,131,572
COST OF GOODS SOLD												
16,461	4,736	348%	5,006	329%	COGS - Merchandise	169,412	61,504	275%	70,005	242%	70,464	178,348
16,461	4,736	348%	5,006	329%	Total COGS	169,412	61,504	275%	70,005	242%	70,464	178,348
148,393	104,175	142%	130,632	114%	GROSS MARGIN	1,768,222	1,486,602	119%	1,535,163	115%	1,675,667	1,953,224
67.34%	64.00%	105.22%	49.05%	137.28%	COGS - Merchandise %	71.50%	64.00%	111.71%	62.98%	113.52%	64.00%	826.23%
PAYROLL												
27,716	26,032	106%	26,556	104%	Gross Payroll - Salaried	291,075	257,787	113%	245,519	119%	309,850	345,129
40,229	36,902	109%	36,152	111%	Gross Payroll - Hourly	402,207	358,409	112%	351,230	115%	430,230	465,136
67,945	62,933	108%	62,707	108%	S/T Wages	693,282	616,196	113%	596,749	116%	740,080	810,265
5,184	4,814	108%	4,718	110%	Payroll Tax - FICA	51,463	47,139	109%	44,430	116%	56,616	59,728
140	519	27%	199	71%	Payroll Tax - UC	2,134	8,252	26%	2,309	92%	9,197	2,317
1,167	1,300	90%	1,086	107%	Payroll Tax - WC	12,877	12,429	104%	11,290	114%	14,988	15,526
5,769	5,427	106%	2,081	277%	Benefits	55,976	52,868	106%	49,514	113%	63,721	67,119
12,261	12,061	102%	8,084	152%	S/T Adders	122,450	120,688	101%	107,543	114%	144,522	144,691
80,206	74,994	107%	70,792	113%	TOTAL PAYROLL	815,733	736,885	111%	704,292	116%	884,602	954,956
OPERATING EXPENSES												
0	100	0%	0	0%	Cart Supplies	701	1,000	70%	2,047	34%	1,200	825
2,105	600	351%	743	283%	Chemicals	7,070	6,000	118%	5,938	119%	7,200	9,159
0	200	0%	0	0%	Course Accessories	6,588	2,950	223%	2,320	284%	4,250	8,253
488	3,300	15%	6,426	8%	Fertilizer	50,780	47,400	107%	56,471	90%	58,500	53,620
12	0	0%	0	0%	Flowers/Decor	1,771	900	197%	515	344%	900	1,771
1,562	1,500	104%	3,605	43%	Fuel	15,317	16,300	94%	18,086	85%	19,900	18,912
230	1,100	21%	726	32%	Fungicides	4,497	4,200	36%	2,887	52%	6,400	3,905
3,147	1,600	197%	205	153%	Herbicides	33,169	26,500	125%	8,131	408%	33,700	39,657
2,173	1,200	181%	1,132	192%	Insecticides	5,658	11,100	51%	10,157	56%	13,100	7,646
0	800	0%	619	0%	Janitorial Supplies	5,690	6,900	82%	6,712	85%	8,000	6,404
0	100	0%	26	0%	Laundry/Uniforms	1,504	2,000	75%	950	158%	2,200	2,073
428	250	171%	215	199%	Office Supplies	6,428	3,500	184%	3,669	175%	4,200	7,437
0	0	0%	0	0%	Printing	1,106	0	0%	0	0%	0	1,106
0	0	0%	0	0%	Range Balls	5,792	3,600	161%	3,520	165%	3,600	5,792
0	0	0%	53	0%	Range Equipment	1,176	1,050	112%	1,087	108%	1,050	1,176
110	100	110%	0	0%	Range Expenses	1,983	1,700	117%	1,629	122%	2,100	1,983
2,114	1,500	141%	1,285	164%	Sand/Topdress	11,336	12,200	93%	7,891	144%	15,200	13,715
0	1,000	0%	0	0%	Seeds/Trees	7,010	13,200	53%	5,665	124%	15,200	10,260
0	0	0%	0	0%	Small Tools	493	2,100	23%	668	74%	3,200	1,669
470	0	0%	0	0%	Staff/Volunteer Uniforms	875	0	0%	0	0%	0	875
105	0	0%	0	0%	Supplies	7,755	200	3878%	3,863	201%	200	7,755
64	50	128%	(916)	-7%	Tournament Expense	1,491	500	298%	243	613%	600	1,491
139	250	56%	119	117%	Alarm System	1,604	2,500	64%	1,828	88%	3,000	1,845
43	50	85%	0	0%	Cart Repairs	1,645	1,100	150%	900	183%	1,200	1,723
1,191	160	744%	160	745%	Computer Service	5,822	1,600	364%	1,598	364%	1,920	6,141
825	650	127%	650	127%	Contract Cleaning	6,856	6,500	105%	6,198	111%	7,800	8,156
0	0	0%	0	0%	Guest Relations	8,258	0	0%	0	0%	0	8,258
504	550	92%	768	66%	Handicap Expense	6,538	5,175	126%	5,297	123%	5,175	6,538
175	1,100	16%	950	18%	Irrigation	5,810	11,000	53%	9,271	63%	13,200	7,757
0	250	0%	0	0%	Lesson Expense	0	900	0%	350	0%	1,000	0
0	0	0%	0	0%	Repair & Maint - Paths	251	0	0%	0	0%	3,000	251
4,757	1,600	297%	2,580	184%	Repair & Maint - Equipment	29,208	16,600	176%	16,625	176%	19,800	42,433
183	800	23%	736	25%	Repair & Maint - Building	7,332	8,900	82%	11,098	66%	9,850	8,032
8,577	5,200	165%	3,535	243%	Cart Lease	85,770	52,000	165%	36,307	236%	62,400	93,491
7,140	7,671	93%	7,671	93%	Equipment Lease	71,400	76,710	93%	69,219	103%	92,052	89,604
206	206	100%	206	100%	Off-Site Storage	2,060	2,060	100%	1,820	113%	2,472	2,277
1,038	1,150	90%	974	107%	Utilities - Electric	9,517	11,500	83%	12,733	75%	13,800	11,418
3,967	3,800	104%	4,615	86%	Utilities - Other	39,747	38,000	105%	38,527	103%	45,600	47,480
196	200	98%	190	103%	Utilities - Telephone/Fax	2,023	2,000	101%	1,860	109%	2,400	2,376
204	200	102%	204	100%	Utilities - Water	2,225	2,200	101%	2,296	97%	2,600	2,618
5,504	2,700	204%	2,003	275%	Advertising & Promotion	23,901	17,400	137%	21,854	109%	23,400	25,933
182	400	45%	336	54%	Bank Charges	3,110	4,000	78%	3,441	90%	4,800	3,816
(66)	0	0%	(28)	237%	Cash Short/(Over)	(39)	0	0%	(632)	6%	0	(45)
190	240	79%	200	95%	Cell Phone	2,350	2,400	98%	2,000	118%	2,880	2,750

The Golf Club at Cypress Head
 Summary of All Units
 For the Ten Months Ending July 31, 2023

MTD		% of		MTD		YTD		% of		YTD		% of		Annual	
Actual	Budget	Budget		Prior Year	% of	Actual	Budget	Budget		Prior Year	% of	Budget		Budget	
					PY						PY				
3,197	2,649	121%		3,223	99%	35,664	33,980	105%		35,432	101%	38,940		38,940	40,318
3,746	2,000	187%		2,386	157%	46,913	32,500	144%		37,493	125%	36,500		51,995	51,995
(50)	0	0%		(20)	250%	(60)	0	0%		573	-10%	0		0	(60)
597	0	0%		0	0%	2,639	1,380	191%		1,599	165%	1,880		2,639	2,639
0	0	0%		0	0%	835	550	152%		400	209%	550		835	835
386	100	386%		(118)	-326%	7,111	1,950	365%		104	6808%	2,150		7,407	7,407
46	0	0%		29	158%	147	0	0%		58	254%	0		147	147
9,297	6,700	139%		7,707	121%	78,390	67,000	117%		62,945	125%	80,400		93,740	93,740
8	50	16%		709	1%	(3,776)	500	-755%		2,191	-172%	600		600	(3,476)
0	0	0%		0	0%	8	0	0%		2,081	0%	0		8	8
0	0	0%		0	0%	15,500	11,200	138%		11,730	132%	11,200		20,000	20,000
0	0	0%		0	0%	3,000	3,000	100%		2,900	103%	6,000		5,900	5,900
457	350	131%		415	110%	4,483	3,650	123%		4,210	106%	4,350		5,356	5,356
166	100	166%		298	56%	1,807	1,550	117%		2,378	76%	1,750		2,151	2,151
45	150	30%		(30)	-150%	(155)	150	-103%		(135)	115%	150		(140)	(140)
0	100	0%		0	0%	246	1,900	13%		1,115	22%	2,100		246	246
18	100	18%		35	50%	10,779	1,000	1078%		2,407	448%	1,200		11,663	11,663
0	0	0%		0	0%	25	0	0%		20	125%	0		25	25
65,875	52,876	125%		54,624	121%	694,137	586,155	118%		552,538	126%	706,819		817,094	817,094
2,312	(23,695)	-10%		5,216	44%	258,352	163,562	158%		278,333	93%	84,246		181,174	181,174
6,400	6,434	99%		6,307	101%	63,874	64,340	99%		63,075	101%	77,208		76,615	76,615
6,400	6,434	99%		6,307	101%	63,874	64,340	99%		63,075	101%	77,208		76,615	76,615
23	23	100%		23	100%	231	231	100%		231	100%	277		277	277
72	72	100%		72	100%	724	724	100%		724	100%	869		869	869
96	96	100%		96	100%	955	955	100%		955	100%	1,146		1,146	1,146
(4,184)	(30,225)	14%		(1,187)	352%	193,523	98,267	197%		214,303	90%	5,892		103,413	103,413

The Golf Club at Cypress Head
 Course & Grounds
 For the Ten Months Ending July 31, 2023

MTD Actual	MTD Budget	% of Budget	MTD Prior Year	% of PY		YTD Actual	YTD Budget	% of Budget	YTD Prior Year	% of PY	Annual Budget	
REVENUES												
81,633	51,231	159%	73,796	111%	Green Fees	1,041,119	893,846	116%	875,216	119%	990,571	1,144,429
3,197	2,600	123%	3,223	99%	City Surcharge R & R	35,664	33,500	106%	35,432	101%	38,100	40,318
84,830	53,831	158%	77,018	110%	Total Revenues	1,076,783	927,346	116%	910,648	118%	1,028,671	1,184,747
84,830	53,831	158%	77,018	110%	GROSS MARGIN	1,076,783	927,346	116%	910,648	118%	1,028,671	1,184,747
PAYROLL												
11,290	11,047	102%	10,470	108%	Gross Payroll - Salaried	109,636	110,470	99%	100,486	109%	132,564	131,802
20,608	21,645	95%	19,986	103%	Gross Payroll - Hourly	218,328	212,265	103%	205,764	106%	254,858	256,645
31,898	32,692	98%	30,456	105%	S/T Wages	327,963	322,735	102%	306,250	107%	387,422	388,447
2,401	2,501	96%	2,210	109%	Payroll Tax - FICA	24,310	24,689	98%	22,537	108%	29,638	28,659
12	57	20%	28	41%	Payroll Tax - UC	675	3,265	21%	1,086	62%	3,376	701
553	675	82%	545	101%	Payroll Tax - WC	6,133	6,509	94%	5,788	106%	7,845	7,500
2,517	2,088	121%	409	615%	Benefits	21,780	20,356	107%	22,774	96%	24,532	27,706
5,483	5,321	103%	3,193	172%	S/T Adders	52,898	54,819	96%	52,185	101%	65,391	64,566
37,380	38,014	98%	33,650	111%	TOTAL PAYROLL	380,861	377,554	101%	358,435	106%	452,813	453,013
OPERATING EXPENSES												
2,105	600	351%	743	283%	Chemicals	7,070	6,000	118%	5,938	119%	7,200	9,159
0	200	0%	0	0%	Course Accessories	6,588	2,950	223%	2,320	284%	4,250	8,253
488	3,300	15%	6,426	8%	Fertilizer	50,780	47,400	107%	56,471	90%	58,500	53,620
12	0	0%	0	0%	Flowers/Decor	1,771	900	197%	515	344%	900	1,771
1,562	1,500	104%	3,605	43%	Fuel	15,317	16,300	94%	18,086	85%	19,900	18,912
230	1,100	21%	726	32%	Fungicides	1,497	4,200	36%	2,887	52%	6,400	3,905
3,147	1,600	197%	205	1535%	Herbicides	33,169	26,500	125%	8,131	408%	33,700	39,657
2,173	1,200	181%	1,132	192%	Insecticides	5,658	11,100	51%	10,157	56%	13,100	7,646
2,114	1,500	141%	1,285	164%	Sand/Topdress	11,336	12,200	93%	7,891	144%	15,200	13,715
0	1,000	0%	0	0%	Seeds/Trees	7,010	13,200	53%	5,665	124%	15,200	10,260
0	0	0%	0	0%	Small Tools	493	2,100	23%	668	74%	3,200	1,669
470	0	0%	0	0%	Staff/Volunteer Uniforms	875	0	0%	0	0%	0	875
175	1,100	16%	950	18%	Irrigation	5,810	11,000	53%	9,271	63%	13,200	7,757
0	0	0%	0	0%	Repair & Maint - Paths	251	0	0%	0	0%	3,000	251
2,194	1,600	137%	2,215	99%	Repair & Maint - Equipment	22,689	16,000	142%	12,951	175%	19,200	35,259
0	0	0%	331	0%	Repair & Maint - Building	1,253	3,150	40%	1,998	63%	3,150	1,388
7,140	7,671	93%	7,671	93%	Equipment Lease	71,400	76,710	93%	69,219	103%	92,052	89,604
357	250	143%	335	107%	Utilities - Electric	2,927	2,500	117%	2,544	115%	3,000	3,587
1,241	1,800	69%	2,237	55%	Utilities - Other	18,525	18,000	103%	18,699	99%	21,600	21,538
204	200	102%	204	100%	Utilities - Water	2,225	2,200	101%	2,296	97%	2,600	2,618
0	0	0%	0	0%	Education & Training	835	550	152%	400	209%	550	835
0	50	0%	0	0%	Employee Relations	679	500	136%	47	1446%	600	679
46	0	0%	29	158%	Employee Testing	147	0	0%	58	254%	0	147
0	0	0%	0	0%	O/S - Other	3,000	3,000	100%	2,900	103%	6,000	5,900
0	150	0%	0	0%	Tax/Licenses/Fees	0	150	0%	165	0%	150	0
23,658	24,821	95%	28,096	84%	TOTAL OPERATING EXPENSES	271,308	276,610	98%	239,275	113%	342,652	339,005
23,792	(9,004)	-264%	15,273	156%	EBITDA	424,613	273,182	155%	312,938	136%	233,206	392,729
23,792	(9,004)	-264%	15,273	156%	NET INCOME	424,613	273,182	155%	312,938	136%	233,206	392,729

The Golf Club at Cypress Head
Carts
For the Ten Months Ending July 31, 2023

MTD Actual	MTD Budget	% of Budget	MTD Prior Year	% of PY		YTD Actual	YTD Budget	% of Budget	YTD Prior Year	% of PY	Annual Budget	
					REVENUES							
48,939	41,760	117%	42,309	116%	Cart Fee	534,679	460,430	116%	515,530	104%	534,440	598,438
48,939	41,760	117%	42,309	116%	Total Revenues	534,679	460,430	116%	515,530	104%	534,440	598,438
48,939	41,760	117%	42,309	116%	GROSS MARGIN	534,679	460,430	116%	515,530	104%	534,440	598,438
					PAYROLL							
13,130	8,087	162%	8,999	146%	Gross Payroll - Hourly	119,977	79,301	151%	83,663	143%	95,213	133,466
13,130	8,087	162%	8,999	146%	S/T Wages	119,977	79,301	151%	83,663	143%	95,213	133,466
1,012	619	164%	832	122%	Payroll Tax - FICA	9,496	6,066	157%	6,895	138%	7,284	10,561
109	300	36%	129	85%	Payroll Tax - UC	924	2,789	33%	902	102%	3,380	1,046
225	167	135%	156	144%	Payroll Tax - WC	2,223	1,599	139%	1,571	141%	1,928	2,569
6	0	0%	6	89%	Benefits	(138)	0	0%	8	-1627%	0	(138)
1,352	1,086	125%	1,123	120%	S/T Adders	12,505	10,455	120%	9,378	133%	12,591	14,038
14,482	9,172	158%	10,121	143%	TOTAL PAYROLL	132,482	89,756	148%	93,041	142%	107,804	147,503
					OPERATING EXPENSES							
0	100	0%	0	0%	Cart Supplies	701	1,000	70%	2,047	34%	1,200	825
88	0	0%	0	0%	Supplies	4,038	0	0%	0	0%	0	4,038
43	50	85%	0	0%	Cart Repairs	1,645	1,100	150%	900	183%	1,200	1,723
8,577	5,200	165%	3,535	243%	Cart Lease	85,770	52,000	165%	36,307	236%	62,400	93,491
681	900	76%	638	107%	Utilities - Electric	6,589	9,000	73%	10,190	65%	10,800	7,831
9,388	6,250	150%	4,173	225%	TOTAL OPERATING EXPENSES	98,743	63,100	156%	49,444	200%	75,600	107,908
25,069	26,338	95%	28,014	89%	EBITDA	303,454	307,574	99%	373,045	81%	351,036	343,027
25,069	26,338	95%	28,014	89%	NET INCOME	303,454	307,574	99%	373,045	81%	351,036	343,027

The Golf Club at Cypress Head
Range
For the Ten Months Ending July 31, 2023

MTD Actual	MTD Budget	% of Budget	MTD Prior Year	% of PY		YTD Actual	YTD Budget	% of Budget	YTD Prior Year	% of PY	Annual Budget	
5,077	3,600	141%	4,056	125%	REVENUES							
5,077	3,600	141%	4,056	125%	Range	59,914	45,700	131%	46,154	130%	52,400	65,356
5,077	3,600	141%	4,056	125%	Total Revenues	59,914	45,700	131%	46,154	130%	52,400	65,356
5,077	3,600	141%	4,056	125%	GROSS MARGIN	59,914	45,700	131%	46,154	130%	52,400	65,356
0	0	0%	0	0%	OPERATING EXPENSES							
0	0	0%	53	0%	Range Balls	5,792	3,600	161%	3,520	165%	3,600	5,792
110	100	110%	0	0%	Range Equipment	1,176	1,050	112%	1,087	108%	1,050	1,176
568	0	0%	0	0%	Range Expenses	1,983	1,700	117%	1,629	122%	2,100	1,983
678	100	678%	53	1272%	Repair & Maint - Equipment	3,768	100	3768%	0	0%	100	3,768
678	100	678%	53	1272%	TOTAL OPERATING EXPENSES	12,719	6,450	197%	6,236	204%	6,850	12,719
4,399	3,500	126%	4,003	110%	EBITDA	47,194	39,250	120%	39,918	118%	45,550	52,637
4,399	3,500	126%	4,003	110%	NET INCOME	47,194	39,250	120%	39,918	118%	45,550	52,637

The Golf Club at Cypress Head
 Golf Shop
 For the Ten Months Ending July 31, 2023

MTD	MTD	% of	MTD	% of		YTD	YTD	% of	YTD	% of	Annual	
Actual	Budget	Budget	Prior Year	PY		Actual	Budget	Budget	Prior Year	PY	Budget	
					REVENUES							
25	20	125%	20	125%	Handicap Fee	5,289	4,090	129%	4,791	110%	4,130	5,523
645	2,000	32%	1,798	36%	Lessons	16,283	12,040	135%	14,215	115%	13,590	17,841
893	300	298%	230	388%	Rental Clubs	7,738	2,400	322%	2,680	289%	2,800	8,178
24,446	7,400	330%	10,207	240%	Retail	236,949	96,100	247%	111,150	213%	110,100	251,490
26,009	9,720	268%	12,255	212%	Total Revenues	266,258	114,630	232%	132,836	200%	130,620	283,031
					COST OF GOODS SOLD							
16,461	4,736	348%	5,006	329%	COGS - Merchandise	169,412	61,504	275%	70,005	242%	70,464	178,348
16,461	4,736	348%	5,006	329%	Total COGS	169,412	61,504	275%	70,005	242%	70,464	178,348
9,548	4,984	192%	7,248	132%	GROSS MARGIN	96,846	53,126	182%	62,831	154%	60,156	104,683
67.34%	64.00%	105.22%	49.05%	137.28%	COGS - Merchandise %	71.50%	64.00%	111.71%	62.98%	113.52%	64.00%	826.23%
					PAYROLL							
3,693	0	0%	0	0%	Gross Payroll - Salaried	34,810	0	0%	0	0%	0	34,810
5,800	7,170	81%	7,167	81%	Gross Payroll - Hourly	56,456	66,843	84%	61,803	91%	80,159	67,579
9,493	7,170	132%	7,167	132%	S/T Wages	91,266	66,843	137%	61,803	148%	80,159	102,390
805	548	147%	551	146%	Payroll Tax - FICA	7,190	5,113	141%	4,763	151%	6,132	8,022
19	148	13%	41	47%	Payroll Tax - UC	364	1,270	29%	362	100%	1,484	399
167	148	113%	118	142%	Payroll Tax - WC	1,708	1,349	127%	1,189	144%	1,624	1,993
649	600	108%	328	198%	Benefits	6,373	5,846	109%	5,570	114%	7,045	7,816
1,640	1,445	113%	1,037	158%	S/T Adders	15,635	13,578	115%	11,885	132%	16,285	18,231
11,132	8,615	129%	8,204	136%	TOTAL PAYROLL	106,901	80,421	133%	73,688	145%	96,444	120,620
					OPERATING EXPENSES							
0	50	0%	0	0%	Office Supplies	138	500	28%	86	162%	600	329
0	0	0%	0	0%	Printing	1,090	0	0%	0	0%	0	1,090
17	0	0%	0	0%	Supplies	3,717	200	1859%	3,863	96%	200	3,717
64	50	128%	(916)	-7%	Tournament Expense	1,491	500	298%	243	613%	600	1,491
504	550	92%	768	66%	Handicap Expense	6,538	5,175	126%	5,297	123%	5,175	6,538
0	250	0%	0	0%	Lesson Expense	0	900	0%	350	0%	1,000	0
0	0	0%	405	0%	Repair & Maint - Building	0	0	0%	690	0%	0	353
586	900	65%	257	228%	TOTAL OPERATING EXPENSES	12,975	7,275	178%	10,529	123%	7,575	13,519
(2,170)	(4,531)	48%	(1,213)	179%	EBITDA	(23,030)	(34,570)	67%	(21,387)	108%	(43,863)	(29,456)
(2,170)	(4,531)	48%	(1,213)	179%	NET INCOME	(23,030)	(34,570)	67%	(21,387)	108%	(43,863)	(29,456)

The Golf Club at Cypress Head
G & A
For the Ten Months Ending July 31, 2023

MTD Actual	MTD Budget	% of Budget	MTD Prior Year	% of PY		YTD Actual	YTD Budget	% of Budget	YTD Prior Year	% of PY	Annual Budget	
PAYROLL												
12,733	11,076	115%	11,947	107%	Gross Payroll - Salaried	125,199	109,065	115%	105,758	118%	131,217	148,196
40	0	0%	0	0%	Gross Payroll - Hourly	553	0	0%	0	0%	0	553
12,774	11,076	115%	11,947	107%	S/T Wages	125,752	109,065	115%	105,758	119%	131,217	148,749
917	847	108%	841	109%	Payroll Tax - FICA	8,293	8,343	99%	7,456	111%	10,038	9,791
0	0	0%	0	0%	Payroll Tax - UC	114	519	22%	(130)	-88%	519	114
223	229	97%	207	108%	Payroll Tax - WC	2,372	2,200	108%	2,003	118%	2,658	2,857
2,583	2,695	96%	1,013	255%	Benefits	27,595	26,238	105%	15,173	182%	31,628	31,020
3,723	3,771	99%	2,060	181%	S/T Adders	38,374	37,301	103%	24,503	157%	44,843	43,783
16,496	14,847	111%	14,008	118%	TOTAL PAYROLL	164,126	146,366	112%	130,261	126%	176,060	192,532
OPERATING EXPENSES												
0	800	0%	619	0%	Janitorial Supplies	5,690	6,900	82%	6,712	85%	8,000	6,404
0	100	0%	26	0%	Laundry/Uniforms	1,504	2,000	75%	950	158%	2,200	2,073
428	200	214%	215	199%	Office Supplies	6,290	3,000	210%	3,583	176%	3,600	7,108
0	0	0%	0	0%	Printing	16	0	0%	0	0%	0	16
139	250	56%	119	117%	Alarm System	1,604	2,500	64%	1,828	88%	3,000	1,845
1,191	160	744%	160	745%	Computer Service	5,822	1,600	364%	1,598	111%	1,920	6,141
825	650	127%	650	127%	Contract Cleaning	6,856	6,500	105%	6,198	111%	7,800	8,156
0	0	0%	0	0%	Guest Relations	3,258	0	0%	0	0%	0	3,258
1,995	0	0%	365	547%	Repair & Maint - Equipment	2,751	500	550%	3,674	75%	500	3,407
183	800	23%	0	0%	Repair & Maint - Building	6,079	5,750	106%	8,409	72%	6,700	6,290
206	206	100%	206	100%	Off-Site Storage	2,060	2,060	100%	1,820	113%	2,472	2,277
2,726	2,000	136%	2,378	115%	Utilities - Other	21,222	20,000	106%	19,828	107%	24,000	25,943
196	200	98%	190	103%	Utilities - Telephone/Fax	2,023	2,000	101%	1,860	109%	2,400	2,376
182	400	45%	336	54%	Bank Charges	3,110	4,000	78%	3,441	90%	4,800	3,816
(66)	0	0%	(28)	237%	Cash Short/(Over)	(39)	0	0%	(632)	6%	0	(45)
190	240	79%	200	95%	Cell Phone	2,350	2,400	98%	2,000	118%	2,880	2,750
3,197	2,649	121%	3,223	99%	City Surcharge R & R	35,664	33,980	105%	35,432	101%	38,940	40,318
3,746	2,000	187%	2,386	157%	Credit Card Discounts	46,913	32,500	144%	37,493	125%	36,500	51,995
(50)	0	0%	(20)	250%	Donations	(60)	0	0%	573	-10%	0	(60)
597	0	0%	0	0%	Dues & Subscriptions	2,639	1,380	191%	1,599	165%	1,880	2,639
386	50	771%	(118)	-326%	Employee Relations	6,431	1,450	444%	57	11195%	1,550	6,728
9,297	6,700	139%	7,707	121%	Insurance Expense	78,390	67,000	117%	62,945	125%	80,400	93,740
8	50	16%	709	1%	Member Relations	(3,776)	500	-755%	2,191	-172%	600	(3,476)
0	0	0%	0	0%	Miscellaneous	8	0	0%	2,081	0%	0	8
0	0	0%	0	0%	O/S - Accounting	15,500	11,200	138%	11,730	132%	11,200	20,000
457	350	131%	415	110%	Payroll Processing Fee	4,483	3,650	123%	4,210	106%	4,350	5,356
166	100	166%	298	56%	Postage/Shipping	1,807	1,550	117%	2,378	76%	1,750	2,151
45	0	0%	(30)	-150%	Tax/Licenses/Fees	(155)	0	0%	(300)	52%	0	(140)
0	100	0%	0	0%	Travel - Meals	246	1,900	13%	1,115	22%	2,100	246
18	100	18%	35	0%	Travel - Other	10,779	1,000	1078%	2,407	448%	1,200	11,663
0	0	0%	0	0%	Employee Meals	25	0	0%	20	125%	0	25
26,061	18,105	144%	20,041	130%	TOTAL OPERATING EXPENSES	274,490	215,320	127%	225,200	122%	250,742	318,010
(42,558)	(32,952)	129%	(34,049)	125%	EBITDA	(438,616)	(361,686)	121%	(355,462)	123%	(426,802)	(510,542)
6,400	6,434	99%	6,307	101%	Management Fee	63,874	64,340	99%	63,075	101%	77,208	76,615
6,400	6,434	99%	6,307	101%	Management Fees	63,874	64,340	99%	63,075	101%	77,208	76,615
23	23	100%	23	100%	Deprec - Mach & Equip	231	231	100%	231	100%	277	277
72	72	100%	72	100%	Deprec - Buildings	724	724	100%	724	100%	869	869
96	96	100%	96	100%	S/T DEPR. & AMORT	955	955	100%	955	100%	1,146	1,146
(49,053)	(39,481)	124%	(40,452)	121%	NET INCOME	(503,445)	(426,982)	118%	(419,492)	120%	(505,156)	(588,303)

The Golf Club at Cypress Head
Marketing
For the Ten Months Ending July 31, 2023

MTD Actual	MTD Budget	% of Budget	MTD Prior Year	% of PY		YTD Actual	YTD Budget	% of Budget	YTD Prior Year	% of PY	Annual Budget	
					PAYROLL							
0	3,909	0%	4,139	0%	Gross Payroll - Salaried	21,430	38,252	56%	39,275	55%	46,070	30,321
651	0	0%	0	0%	Gross Payroll - Hourly	6,893	0	0%	0	0%	0	6,893
651	3,909	17%	4,139	16%	S/T Wages	28,324	38,252	74%	39,275	72%	46,070	37,214
50	299	17%	284	18%	Payroll Tax - FICA	2,175	2,926	74%	2,779	78%	3,524	2,693
0	15	0%	0	0%	Payroll Tax - UC	57	408	14%	88	65%	438	57
0	81	0%	61	0%	Payroll Tax - WC	441	772	57%	738	60%	933	607
15	44	33%	325	4%	Benefits	366	428	85%	5,987	6%	516	716
64	438	15%	670	10%	S/T Adders	3,039	4,534	67%	9,592	32%	5,411	4,073
716	4,347	16%	4,809	15%	TOTAL PAYROLL	31,363	42,787	73%	48,867	64%	51,481	41,287
					OPERATING EXPENSES							
5,504	2,700	204%	2,003	275%	Advertising & Promotion	23,901	17,400	137%	21,854	109%	23,400	25,933
5,504	2,700	204%	2,003	275%	TOTAL OPERATING EXPENSES	23,901	17,400	137%	21,854	109%	23,400	25,933
(6,219)	(7,047)	88%	(6,812)	91%	EBITDA	(55,263)	(60,187)	92%	(70,720)	78%	(74,881)	(67,221)
(6,219)	(7,047)	88%	(6,812)	91%	NET INCOME	(55,263)	(60,187)	92%	(70,720)	78%	(74,881)	(67,221)

**The Golf Club at Cypress Head
Course Cash Flow Report
July 31, 2023**

	<i>July</i>	<i>YTD</i>
EBITDA	\$2,312.01	\$258,352.29
Management Fee Expense	(6,400.00)	(63,873.85)
Depreciation & Amortization	(95.53)	(955.30)
Net Income	(4,183.52)	193,523.14
Working Capital Changes		
Inventory	(1,554.38)	(78,416.96)
Receivables	11,947.24	92,228.92
Payables	(9,153.40)	34,535.25
Due to from the City	(39.60)	1,050.54
Prepays	7,132.38	4,296.17
Accrued Liabilities	6,828.55	33,299.39
Other Liabilities	(11,687.15)	(155,815.52)
Depreciation & Amortization	95.53	955.30
Operating Cash Flow	(614.35)	125,656.23
Investing Cash Flows	_____	_____
Financing Cash Flow	_____	_____
Net Cash Flows	<u>(614.35)</u>	<u>125,656.23</u>
Beginning Cash	381,703.82	255,433.24
Net Cash Flows	(614.35)	125,656.23
Ending Cash	<u>381,089.47</u>	<u>381,089.47</u>

The Golf Club at Cypress Head

For the Ten Months Ending July 31, 2023

	<u>07/31/23</u>	<u>09/30/22</u>	<u>07/31/22</u>
ASSETS			
CURRENT ASSETS:			
Cash			
Cash - Depository	347,365	242,333	268,130
Cash - Payroll	32,375	11,750	37,324
Cash - Manual Checks	850	850	850
Cash - Housebank & Other	500	500	500
Total Cash	<u>381,089</u>	<u>255,433</u>	<u>306,804</u>
Accounts Receivable			
A/R Member	1,581	93,810	8,617
Total Accounts Receivable	<u>1,581</u>	<u>93,810</u>	<u>8,617</u>
Other Current Assets			
Inventory - Merchandise	99,594	21,177	25,848
Prepaid Insurance	37,792	38,909	39,567
Prepaid Exp - Other	9,656	12,835	8,501
Total Other Current Assets	<u>147,042</u>	<u>72,922</u>	<u>73,917</u>
TOTAL CURRENT ASSETS	<u>529,713</u>	<u>422,164</u>	<u>389,338</u>
PROPERTY, PLANT AND EQUIPMENT:			
Buildings & Improvements	30,598	30,598	30,598
Machinery & Equipment	5,550	5,550	5,550
Property Plant and Equipment	36,148	36,148	36,148
Accumulated Depreciation	(32,070)	(31,115)	(30,924)
TOTAL PROPERTY, PLANT AND EQUIPMENT	<u>4,078</u>	<u>5,033</u>	<u>5,224</u>
TOTAL ASSETS	<u>533,791</u>	<u>427,198</u>	<u>394,562</u>

The Golf Club at Cypress Head

For the Ten Months Ending July 31, 2023

	<u>07/31/23</u>	<u>09/30/22</u>	<u>07/31/22</u>
LIABILITIES AND STOCKHOLDERS' EQUITY			
CURRENT LIABILITIES:			
Accts Pay - Trade	62,475	27,940	47,385
Accts Pay - Other	123,880	122,830	(4,487)
Accrued Expenses	1,600	3,075	0
Accrued Payroll	52,811	22,112	40,985
Accrued Taxes	9,880	5,805	7,895
Deferred Revenue	<u>89,421</u>	<u>245,237</u>	<u>88,481</u>
TOTAL CURRENT LIABILITIES	<u>340,068</u>	<u>426,999</u>	<u>180,259</u>
TOTAL LIABILITIES	<u>340,068</u>	<u>426,999</u>	<u>180,259</u>
STOCKHOLDER'S EQUITY			
Retained Earnings	<u>193,722</u>	<u>199</u>	<u>214,303</u>
Net Retained Earnings	<u>193,722</u>	<u>199</u>	<u>214,303</u>
Stockholders Equity	<u>193,722</u>	<u>199</u>	<u>214,303</u>
TOTAL STOCKHOLDER'S EQUITY	<u>193,722</u>	<u>199</u>	<u>214,303</u>
TOTAL LIABILITIES AND STOCKHOLDER'S EQUITY	<u><u>533,791</u></u>	<u><u>427,198</u></u>	<u><u>394,562</u></u>



September 15, 2023

Robin Fenwick
 City of Port Orange
 1000 City Center Circle
 Port Orange, FL 32129

Dear Ms. Fenwick,

The following is the financial and operational summary report for July 2023 at Cypress Head Golf Club. These numbers reflect only the Golf portion for the month and year to date.

FINANCIAL SUMMARY FOR GOLF MONTH ENDING JULY 2023									
	Current				Year to Date				
	Actual	Budget	Variance vs. Budget		Actual	Budget	Prior Year	Variance vs. Budget	
Revenue									
Green Fees	\$ 81,633	\$ 51,231	\$ 30,402		\$ 1,041,119	\$ 893,846	\$ 875,216	\$ 147,273	
Cart Fees	\$ 48,939	\$ 41,760	\$ 7,179		\$ 534,679	\$ 460,430	\$ 515,530	\$ 74,249	
Range	\$ 5,077	\$ 3,600	\$ 1,477		\$ 59,914	\$ 45,700	\$ 46,154	\$ 14,214	
Pro- Shop Revenues	\$ 26,009	\$ 9,720	\$ 16,289		\$ 266,258	\$ 114,630	\$ 132,836	\$ 151,628	
City Surcharge R/R	\$ 3,197	\$ 2,600	\$ 597		\$ 35,664	\$ 33,500	\$ 35,432	\$ 2,164	
Total Revenue	\$ 164,855	\$ 108,911	\$ 55,944		\$ 1,937,634	\$ 1,548,106	\$ 1,605,168	\$ 389,528	
Cost of Sales	\$ 16,461	\$ 4,736	\$ 11,725		\$ 169,412	\$ 61,504	\$ 70,005	\$ 107,908	
Merchandise	\$ 16,461	\$ 4,736	\$ 11,725	67%	\$ 169,412	\$ 61,504	\$ 70,005	\$ 107,908	70%
Gross Margin	\$ 148,394	\$ 104,175	\$ 44,219		\$ 1,768,222	\$ 1,486,602	\$ 1,535,163	\$ 281,620	
Total Payroll	\$ 80,206	\$ 74,994	\$ 5,212		\$ 815,733	\$ 736,885	\$ 704,292	\$ 78,848	
Total Operating Expenses	\$ 65,875	\$ 52,876	\$ 12,999		\$ 694,137	\$ 586,155	\$ 552,538	\$ 107,982	
EBITDA	\$ 2,313	\$ (23,695)	\$ 26,008		\$ 258,352	\$ 163,562	\$ 278,333	\$ 94,790	
Other Expenses	\$ 6,496	\$ 6,530	\$ (34)		\$ 64,638	\$ 65,104	\$ 63,839	\$ (466)	
Management Fee	\$ 6,400	\$ 6,434	\$ (34)		\$ 63,874	\$ 64,340	\$ 63,075	\$ (466)	
Interest Expense	\$ -	\$ -	\$ -		\$ -	\$ -	\$ -	\$ -	
Depreciation	\$ 96	\$ 96	\$ -		\$ 764	\$ 764	\$ 764	\$ -	
Net Cash From Ops	\$ (4,183)	\$ (30,225)	\$ 26,042		\$ 193,714	\$ 98,458	\$ 214,494	\$ 95,256	
Rounds									
Total Rounds	4,153	3,486	667		45,678	39,143	44,409	6,535	
Paid Rounds	3,619	2,796	823		39,663	33,032	37,993	6,631	
Avg. GF/CF Total rounds	\$31.44	\$26.68	\$ 4.76		\$34.50	\$34.60	\$31.32	\$ (0.10)	
Avg. GF/CF Paid rounds	\$36.08	\$33.26	\$ 2.82		\$39.73	\$41.00	\$36.61	\$ (1.27)	
Avg. Merchandise/round	\$6.26	\$2.79	\$ 3.47		\$5.83	\$2.93	\$2.99	\$ 2.90	

Overview:

- Total revenues for July finished well ahead of projected budget for the month. With 8.23" of rain recorded in July (mostly afternoon thunderstorms), the golf course realized 2 unplayable days, and 7 others significantly affected by intermittent weather and cart paths only. Total Revenues came in at 164.9K and exceeded budget by 51%. We played 4,153 total rounds to a budget of 3,486 (over by 667).
- Total Payroll for the month was \$80.2K, over by \$5.2K. Total Operating Expenses were \$65.9K, over by \$13K.
- Rounds exceeded budget by 19%, range revenue (\$5.1K) exceeded budget by \$1.5K, with several days of closure due to wet conditions.
- Exceeded EBITDA projections, \$2.3K with a budget of (\$23.7K), and Net Income exceeded budget by \$26K, even with all the weather interruptions.

CAPEX Projects:

Our CAPEX plan for 2024 has been submitted. We are working on getting our replacement equipment schedule dialed in as the supply chain remains very back logged.

Tee Sheet Activity:

- There were 4,153 total rounds for the month which included 3,619 paid rounds, 298 Annual Pass rounds and 236 other rounds. These numbers reflect an 19% increase over budget and 2% more than prior year.
- The Golf staff continues to monitor daily tee sheet activity and they are trained to recognize underutilization of the tee sheet and offer promotional prices through the website and GolfNow.
- Player Assistants continue to be scheduled and mentored. Also, Starters have been implemented on busier days to control the flow of play off the first tee. They have been delivering ice water and ice-cold scented towelettes to our guests during the extremely hot days.



JULY 2023 and YTD Rounds Mix

Type	Actual	Budget	Month -PY	YTD	YTD- Budg	YTD - PY
PAID	3,619	2,796	3,497	39,663	33,032	37,993
ANNUAL	298	476	307	3,489	3,885	3,788
OTHER	236	214	269	2,526	2,226	2,628
TOTAL ROUNDS	4,153	3,486	4,073	45,678	39,143	44,409

Course & Grounds

- Our Superintendent, Darren Bache continues to follow the agronomic program that he developed for Cypress Head, and along with his guidance, Cypress Head is ranked as the Best Golf Course for both Flagler and Volusia Counties.
- We saw 8.23" of rain in July, significantly affecting 2 days with 7 more affected by cart path only and costing us about 400+ rounds.
- When weather permitted, our team verti-cut and top dressed the greens to smooth out the roll.
- We continue to be challenged with our bunker drainage. We spent many hours prepping them after they were washed out by heavy rainfall.

Golf Shop/Carts

- The Golf Shop is looking great and stocked completely with all of our golfers needs (and wants). We exceeded budgeted Golf Shop sales by \$16.3K in July.
- We continue to follow all regular maintenance procedures regarding the cart fleet which includes registering monthly totals for battery amperage and mileage. The relatively new fleet of golf carts are performing nicely with just some minor repairs occasionally.
- The staff at Cypress Head Golf Course continues to offer individual lessons as well as group lessons. Our teaching professionals recorded \$645 in lessons in July. With the rising temperatures, lessons slowed down somewhat.
- The MGA and the WGA have continued their league play for the month and we have seen an increase in players as a result of incredible course conditions and an influx of new home purchases in the area.



- We hosted 3 tournaments and several small outings in July with over 260 players, generating \$11.1K in revenue (over budget by \$1.1K) and rave reviews from the participants.

Marketing and Sales:

- Cypress Head continues to be active members of the Port Orange South Daytona Chamber of Commerce, Daytona Chamber of Commerce, SEV Chamber and Rotary International.
- Reggie Hunter worked her final shift on July 15th. She is officially retired after 14 years here with KemperSports. We have hired Leslie House as the new Sales & Marketing Director. Her start date is September 12.
- We continue to maintain our database of emails with approximately 11,723 unique e-mail addresses (+280 from prior month). Our Facebook followers are at 1,524 (up 24) and Instagram is up to 452 (up 9) followers.
- Nightly surveys continued to be strong in July, highlighted by 111 surveys being submitted and an NPS of 86.8 (Please see table below).
- Outside tournament bookings are very strong as we prepare for the Fall season.

	Last Month						Total
	Week of 06/25	Week of 07/02	Week of 07/09	Week of 07/16	Week of 07/23	Week of 07/30	
# of responses	3	34	25	21	25	6	114
Net Promoter Score							
Property NPS	100.0	91.2	92.0	95.2	72.0	66.7	86.8
Key Metrics							
Likelihood to Return	10.0	9.8	9.7	10.0	9.2	10.0	9.7
Overall Experience Satisfaction	10.0	9.4	9.5	9.7	8.6	9.2	9.3
Service Satisfaction	10.0	9.9	9.6	10.0	9.2	10.0	9.7

Current GolfNow Ratings



Golf Club at Cypress Head

4.5 stars out of 5

6231 Palm Vista Street, Port Orange, Florida, 32128

★★★★☆ ⓘ 828 Reviews | ↗ 98.3% ⓘ

5/11/2019 | 5/11/2019 | 5/11/2019

We continue to deliver True Service to our members and guests and insure they enjoy their experience here at Cypress Head. With our NPS at 86.8 and all vital categories well above 9.0, it is apparent that the team is delivering a “Best in Class” golf experience.

Corporate Support:

- Kemper Sports Center for Excellence – Ongoing resource. We have been participating in monthly webinars designed to share best practices used at Kemper properties throughout the country.

Insights:

- The team at Cypress Head continues to work well with the entire staff at the Parks & Recreation department to continue providing the “Best in Class” experience for all players.



Respectfully Submitted,

Jeff Dayton, PGA

General Manager
Cypress Head Golf Club

Matt Lindley

Vice President Operations
KemperSports Management

The Golf Club at Cypress Head
Course Cash Flow Report
For the Year Ended August 31, 2023

	OCT Actual	NOV Actual	DEC Actual	JAN Actual	FEB Actual	MAR Actual	APR Actual	MAY Actual	JUN Actual	JUL Actual	AUG Actual	SEP Actual
EBITDA	(59,532)	7,840	14,648	67,391	63,861	83,393	63,681	10,594	4,165	2,312	(39,938)	0
Management Fee Expense	(6,274)	(6,400)	(6,400)	(6,400)	(6,400)	(6,400)	(6,400)	(6,400)	(6,400)	(6,400)	(6,400)	0
Depreciation & Amortization	(96)	(96)	(96)	(96)	(96)	(96)	(96)	(96)	(96)	(96)	(96)	0
Net Income	(65,901)	1,344	8,152	60,895	57,366	76,897	57,186	4,098	(2,331)	(4,184)	(46,433)	0
Working Capital Changes												
Inventory	(6,201)	(13,489)	(8,640)	(17,450)	(12,888)	(6,201)	(786)	(7,711)	(3,497)	(1,554)	667	0
Receivables	92,368	1,011	59	(5,166)	5,294	(171)	(2,411)	2,479	(13,181)	11,947	(170,939)	0
Prepaid Expenses	8,069	(9,649)	(12,225)	10,892	21,296	(9,057)	8,180	6,861	(27,203)	7,132	8,959	0
Payables	21,540	4,134	28,307	24,002	2,495	(4,888)	(20,122)	(20,433)	8,652	(9,153)	9,047	0
Due to from the City	960	239	1	(196)	158	305	(758)	265	116	(40)	(37)	0
Accrued Expenses	6,872	11,742	8,090	8,217	5,682	(26,636)	3,840	397	8,267	6,829	11,151	0
Deferred Revenues	(32,874)	1,527	(38,923)	(9,040)	(6,873)	7,467	(22,847)	(12,087)	(30,478)	(11,687)	163,740	0
Depreciation & Amortization	96	96	96	96	96	96	96	96	96	96	96	0
Operating Cash Flow	24,929	(3,045)	(15,085)	72,249	72,624	37,813	22,378	(26,036)	(59,558)	(614)	(23,749)	0
Investing Activities												
Financing Activities												
Net Cash Flows	24,929	(3,045)	(15,085)	72,249	72,624	37,813	22,378	(26,036)	(59,558)	(614)	(23,749)	0
Beginning Cash	255,433	280,363	277,317	262,233	334,482	407,106	444,919	467,297	441,262	381,704	381,089	357,341
Net Cash Flows	24,929	(3,045)	(15,085)	72,249	72,624	37,813	22,378	(26,036)	(59,558)	(614)	(23,749)	0
Ending Cash	280,363	277,317	262,233	334,482	407,106	444,919	467,297	441,262	381,704	381,089	357,341	357,341

The Golf Club at Cypress Head

For the Month Ending August 31, 2023

	08/31/22	09/30/22	10/31/22	11/30/22	12/31/22	01/31/23	02/28/23	03/31/23	04/30/23	05/31/23	06/30/23	07/31/23	08/31/23
REVENUES													
Green Fees & Cart Fees	84,541.09	82,527.75	76,416.40	132,017.55	151,836.60	190,652.13	202,987.87	215,490.49	193,774.07	152,982.45	129,068.67	130,571.95	99,504.03
Merchandise	8,434.76	6,106.00	5,732.44	9,609.82	21,332.57	18,588.99	31,512.42	31,817.76	26,833.45	32,725.04	34,350.55	24,446.20	27,611.03
Other Pro Shop	1,165.00	1,067.00	850.00	2,277.06	1,634.60	3,804.00	6,604.00	4,505.00	2,976.50	3,060.00	2,035.00	1,563.00	1,700.39
Range	3,180.02	2,262.58	2,957.24	3,822.98	4,403.90	6,571.07	7,756.67	8,744.83	7,745.13	6,551.80	6,283.24	5,078.88	4,383.83
Other Operating Revenues	2,489.12	2,164.82	1,863.48	3,144.77	3,446.98	4,168.43	4,441.06	4,778.04	3,995.63	3,396.74	3,231.72	3,196.76	2,553.89
TOTAL REVENUE	99,809.99	94,128.15	87,819.56	150,872.18	182,654.65	223,784.62	253,302.02	265,336.12	235,324.78	198,716.03	174,969.18	164,854.79	135,753.17
COST OF SALES													
Merchandise	5,262.08	3,673.81	3,551.22	6,654.04	16,313.10	12,541.39	23,645.30	21,473.04	18,085.38	25,824.70	24,862.73	16,461.49	19,763.18
TOTAL COGS	5,262.08	3,673.81	3,551.22	6,654.04	16,313.10	12,541.39	23,645.30	21,473.04	18,085.38	25,824.70	24,862.73	16,461.49	19,763.18
COGS - Merchandise %	62.4%	60.2%	61.9%	69.2%	76.5%	67.5%	75.0%	67.5%	67.4%	78.9%	72.4%	67.3%	71.6%
PAYROLL													
Course and Grounds	36,966.52	35,185.19	39,929.59	39,739.57	37,444.77	33,288.78	41,234.88	39,656.83	36,721.96	39,379.74	36,084.94	37,380.16	40,270.77
Carts, Range, Starters, Etc.	7,904.02	7,117.30	8,050.49	10,565.72	11,495.02	12,977.07	12,162.64	15,935.90	16,569.79	15,122.18	15,121.41	14,481.80	13,883.29
Pro Shop	6,904.70	6,814.31	6,958.36	9,876.88	9,654.01	10,570.48	11,008.79	12,447.03	11,852.05	11,781.65	11,619.61	11,132.34	11,696.64
General and Administrative	13,195.59	15,210.90	15,107.25	16,222.91	17,041.98	16,983.43	15,566.50	17,303.45	16,471.00	16,256.82	16,675.81	16,496.47	16,925.57
Marketing	3,970.08	5,954.61	3,811.96	3,862.00	5,058.98	3,948.90	4,553.32	3,702.16	2,476.00	1,154.73	2,078.81	715.70	127.10
TOTAL PAYROLL	68,940.91	70,282.31	73,857.65	80,267.08	80,694.76	77,768.66	84,526.13	89,045.37	84,090.80	83,695.12	81,580.58	80,206.47	82,903.37
OPERATING EXPENSES													
Course and Grounds	26,704.17	40,892.52	32,051.47	16,665.60	22,238.01	22,411.79	32,884.10	29,630.97	27,235.88	38,080.90	26,451.23	23,658.31	33,689.52
Carts, Range, Starters, Etc.	4,372.60	4,791.98	9,137.25	12,405.83	11,790.97	13,003.55	14,599.57	10,366.39	9,778.26	9,691.04	10,693.49	10,065.89	12,613.48
Pro Shop	353.48	190.44	179.65	1,524.96	648.62	305.73	5,915.29	2,068.60	1,503.88	0.00	242.63	585.57	75.61
General and Administrative	19,379.21	24,140.22	27,760.94	24,472.89	34,144.79	29,526.11	27,848.02	28,772.72	24,549.16	28,348.77	23,005.64	26,061.35	25,351.68
Marketing	688.48	1,344.02	813.11	1,042.17	2,176.64	836.70	112.46	566.18	6,400.23	2,481.75	3,967.87	5,503.70	1,294.11
TOTAL OPERATING EXPENSE	51,497.94	71,459.18	69,942.42	56,111.45	70,999.03	66,083.88	81,269.44	71,424.86	69,467.41	78,602.46	64,360.86	65,874.82	73,024.40
TOTAL EXPENSES	125,700.93	145,415.30	147,351.29	143,032.57	168,006.89	156,393.93	189,440.87	181,943.27	171,643.59	188,122.28	170,804.17	162,542.78	175,690.95
EBITDA	(25,890.94)	(51,287.15)	(59,531.73)	7,839.61	14,647.76	67,390.69	63,861.15	83,392.85	63,681.19	10,593.75	4,165.01	2,312.01	(39,937.78)

The Golf Club at Cypress Head
Comparative Income Statement
For the Eleven Months Ending August 31, 2023

	MTD	YTD	Audited	Percent	MTD	YTD	Annual	Percent
	Prior Year	Prior Year	Prior Year	of Total	Actual	Actual	Budget	of Total
REVENUES								
Green Fees & Cart Fees	84,541	1,475,287	1,557,815	95%	99,504	1,675,302	1,259,492	133%
Merchandise	8,435	119,585	125,691	95%	27,611	264,560	90,550	292%
Other Pro Shop	1,165	22,851	23,918	96%	1,700	31,010	19,063	163%
Range	3,180	49,334	51,597	96%	4,384	64,298	44,300	145%
Other Operating Revenues	2,489	37,921	40,086	95%	2,554	38,218	36,122	106%
TOTAL REVENUE	99,810	1,704,978	1,799,106	95%	135,753	2,073,387	1,449,526	143%
COST OF SALES								
Merchandise	5,262	75,268	78,941	95%	19,763	189,176	55,236	342%
TOTAL COGS	5,262	75,268	78,941	95%	19,763	189,176	55,236	342%
COGS - Merchandise %	62.4%	62.9%	62.8%	100.2%	71.6%	71.5%	61.0%	117.2%
PAYROLL								
Course and Grounds	36,967	395,401	430,587	92%	40,271	421,132	416,997	101%
Carts, Range, Starters, Etc.	7,904	100,945	108,062	93%	13,883	146,365	98,064	149%
Pro Shop	6,905	80,593	87,407	92%	11,697	118,598	85,253	139%
General and Administrative	13,196	143,457	158,668	90%	16,926	181,051	160,946	112%
Marketing	3,970	52,837	58,791	90%	127	31,490	48,841	64%
TOTAL PAYROLL	68,941	773,233	843,515	92%	82,903	898,636	810,100	111%
OPERATING EXPENSES								
Course and Grounds	26,704	265,979	306,972	87%	33,690	304,998	264,162	115%
Carts, Range, Starters, Etc.	4,373	60,052	64,844	93%	12,613	124,076	88,006	141%
Pro Shop	353	10,883	11,073	98%	76	13,051	7,085	184%
General and Administrative	19,379	244,579	268,720	91%	25,352	299,842	227,125	132%
Marketing	688	22,542	23,886	94%	1,294	25,195	23,190	109%
TOTAL OPERATING EXPENSES	51,498	604,036	675,495	89%	73,024	767,161	609,568	126%
TOTAL EXPENSES	125,701	1,452,536	1,597,951	91%	175,691	1,854,973	1,474,903	126%
OTHER INCOME (EXPENSE)								
MANAGEMENT FEES	(6,307)	(69,382)	(75,816)	92%	(6,400)	(70,274)	(76,432)	92%
Depreciation & Amortization	(96)	(1,051)	(1,146)	92%	(96)	(1,051)	(1,146)	92%
TOTAL OTHER INCOME (EXPENSE)	(6,403)	(70,433)	(76,962)	92%	(6,496)	(71,325)	(77,578)	92%
NET INCOME	(32,294)	182,009	124,193	147%	(46,433)	147,090	(102,955)	-143%
Paid Rounds								
Paid Rounds	2,583	40,576	42,729		2,669	42,332	37,780	
Annual Pass Rounds	307	4,095	4,406		336	3,825	4,748	
Other Rounds	233	2,861	3,036		258	2,784	2,636	
Total Rounds	3,123	47,532	50,171		3,263	48,941	45,164	
Revenue/Paid Rounds	39	42	42		51	49	46	
Revenue/Total Rounds	32	36	36		42	42	39	

The Golf Club at Cypress Head

For the Eleven Months Ending August 31, 2023

	08/31/23	09/30/22	08/31/22
ASSETS			
CURRENT ASSETS:			
Cash			
Cash - Depository	281,341	242,333	215,999
Cash - Payroll	74,650	11,750	37,325
Cash - Manual Checks	850	850	850
Cash - Housebank & Other	500	500	500
Total Cash	357,341	255,433	254,674
Accounts Receivable			
A/R Member	172,520	93,810	169,760
Total Accounts Receivable	172,520	93,810	169,760
Other Current Assets			
Inventory - Merchandise	98,927	21,177	24,875
Prepaid Insurance	29,295	38,909	31,892
Prepaid Exp - Other	9,194	12,835	9,149
Total Other Current Assets	137,416	72,922	65,916
TOTAL CURRENT ASSETS	667,277	422,164	490,350
PROPERTY, PLANT AND EQUIPMENT:			
Buildings & Improvements	30,598	30,598	30,598
Machinery & Equipment	5,550	5,550	5,550
Property Plant and Equipment	36,148	36,148	36,148
Accumulated Depreciation	(32,165)	(31,115)	(31,019)
TOTAL PROPERTY, PLANT AND EQUIPMENT	3,982	5,033	5,129
TOTAL ASSETS	671,259	427,198	495,479

The Golf Club at Cypress Head

For the Eleven Months Ending August 31, 2023

	<u>08/31/23</u>	<u>09/30/22</u>	<u>08/31/22</u>
LIABILITIES AND STOCKHOLDERS' EQUITY			
CURRENT LIABILITIES:			
Accts Pay - Trade	71,522	27,940	24,567
Accts Pay - Other	123,844	122,830	(4,474)
Accrued Expenses	2,505	3,075	0
Accrued Payroll	54,391	22,112	40,840
Accrued Taxes	18,547	5,805	16,529
Deferred Revenue	<u>253,161</u>	<u>245,237</u>	<u>236,007</u>
TOTAL CURRENT LIABILITIES	<u>523,970</u>	<u>426,999</u>	<u>313,470</u>
TOTAL LIABILITIES	<u>523,970</u>	<u>426,999</u>	<u>313,470</u>
STOCKHOLDER'S EQUITY			
Retained Earnings	<u>147,289</u>	<u>199</u>	<u>182,009</u>
Net Retained Earnings	<u>147,289</u>	<u>199</u>	<u>182,009</u>
Stockholders Equity	<u>147,289</u>	<u>199</u>	<u>182,009</u>
TOTAL STOCKHOLDER'S EQUITY	<u>147,289</u>	<u>199</u>	<u>182,009</u>
TOTAL LIABILITIES AND STOCKHOLDER'S EQUITY	<u><u>671,259</u></u>	<u><u>427,198</u></u>	<u><u>495,479</u></u>

**The Golf Club at Cypress Head
Course Cash Flow Report
August 31, 2023**

	<i>August</i>	<i>YTD</i>
EBITDA	(\$39,937.78)	\$218,414.51
Management Fee Expense	(6,400.00)	(70,273.85)
Depreciation & Amortization	(95.53)	(1,050.83)
Net Income	(46,433.31)	147,089.83
 Working Capital Changes		
Inventory	667.33	(77,749.63)
Receivables	(170,939.33)	(78,710.41)
Payables	9,047.12	43,582.37
Due to from the City	(36.63)	1,013.91
Prepays	8,959.24	13,255.41
Accrued Liabilities	11,151.42	44,450.81
Other Liabilities	163,739.94	7,924.42
Depreciation & Amortization	95.53	1,050.83
Operating Cash Flow	(23,748.69)	101,907.54
 Investing Cash Flows	 <hr/>	 <hr/>
 Financing Cash Flow	 <hr/>	 <hr/>
 Net Cash Flows	 (23,748.69)	 101,907.54
 Beginning Cash	 381,089.47	 255,433.24
Net Cash Flows	(23,748.69)	101,907.54
Ending Cash	357,340.78	357,340.78

The Golf Club at Cypress Head
 Summary of All Units
 For the Eleven Months Ending August 31, 2023

MTD Actual	MTD Budget	% of Budget	MTD Prior Year	% of PY	YTD Actual	YTD Budget	% of Budget	YTD Prior Year	% of PY	Annual Budget	
REVENUES											
61,992	44,920	138%	52,320	118%	1,103,111	938,766	118%	927,536	119%	990,571	1,154,102
37,512	34,470	109%	32,221	116%	494,900	572,191	116%	547,752	104%	534,440	603,728
237	20	1185%	58	409%	5,526	4,110	134%	4,849	114%	4,130	5,702
840	550	153%	747	112%	17,123	12,590	136%	14,962	114%	13,590	17,934
623	100	623%	360	173%	8,361	2,500	334%	3,040	275%	2,800	8,441
27,611	6,600	418%	8,435	327%	264,560	102,700	258%	119,585	221%	110,100	270,666
4,384	3,200	137%	3,180	138%	64,298	48,900	131%	49,334	130%	52,400	66,560
2,554	2,400	106%	2,489	103%	38,218	35,900	106%	37,921	101%	38,100	40,382
135,753	92,260	147%	99,810	136%	2,073,387	1,640,366	126%	1,704,978	122%	1,746,131	2,167,515
COST OF GOODS SOLD											
19,763	4,224	468%	5,262	376%	189,176	65,728	288%	75,268	251%	70,464	192,849
19,763	4,224	468%	5,262	376%	189,176	65,728	288%	75,268	251%	70,464	192,849
GROSS MARGIN											
115,990	88,036	132%	94,548	123%	1,884,212	1,574,638	120%	1,629,711	116%	1,675,667	1,974,666
71.58%	64.00%	111.84%	62.39%	114.73%	71.51%	64.00%	111.73%	62.94%	113.61%	64.00%	835.43%
PAYROLL											
29,455	26,032	113%	24,632	120%	320,531	283,819	113%	270,151	119%	309,850	349,953
40,263	36,499	110%	34,187	118%	442,470	394,908	112%	385,417	115%	430,230	471,212
69,718	62,530	111%	58,819	119%	763,000	678,727	112%	655,568	116%	740,080	821,165
5,161	4,784	108%	4,382	118%	56,625	51,923	109%	48,812	116%	56,616	60,507
173	504	34%	98	176%	2,307	8,757	26%	2,407	96%	9,197	2,392
1,772	1,292	137%	1,128	157%	14,649	13,721	107%	12,418	118%	14,988	16,170
6,079	5,427	112%	4,514	135%	62,055	58,295	106%	54,028	115%	63,721	68,684
13,185	12,007	110%	10,122	130%	135,636	132,695	102%	117,665	115%	144,522	147,754
82,903	74,537	111%	68,941	120%	898,636	811,422	111%	773,233	116%	884,602	968,918
OPERATING EXPENSES											
0	100	0%	124	0%	701	1,100	64%	2,172	32%	1,200	701
199	600	33%	992	20%	7,269	6,600	110%	6,930	105%	7,200	8,366
1,995	300	665%	20	9866%	8,583	3,250	264%	2,340	367%	4,250	10,227
5,378	3,100	173%	1,622	332%	56,158	50,500	111%	58,093	97%	58,500	57,376
619	0	0%	0	0%	2,390	900	266%	515	464%	900	2,390
3,094	2,400	129%	1,722	180%	18,411	18,700	98%	19,807	93%	19,900	20,284
0	2,200	0%	0	0%	1,497	6,400	23%	2,887	52%	6,400	3,905
3,082	1,700	181%	4,320	71%	36,251	28,200	129%	12,451	291%	33,700	38,419
1,596	1,200	133%	680	235%	7,254	12,300	59%	10,837	67%	13,100	8,561
876	650	135%	228	384%	6,566	7,550	87%	6,940	95%	8,000	7,052
51	100	51%	0	0%	1,555	2,100	74%	950	164%	2,200	2,124
1,063	250	425%	529	201%	7,492	3,750	200%	4,198	178%	4,200	7,971
0	0	0%	0	0%	1,106	0	0%	0	0%	0	1,106
3,250	0	0%	0	0%	9,042	3,600	251%	3,520	257%	3,600	9,042
0	0	0%	0	0%	1,176	1,050	112%	1,087	108%	1,050	1,176
(207)	400	-52%	0	0%	1,776	2,100	85%	1,629	109%	2,100	1,776
2,051	3,000	68%	2,380	86%	13,387	15,200	88%	10,271	130%	15,200	13,387
0	1,000	0%	0	0%	7,010	14,200	49%	5,665	124%	15,200	10,260
0	800	0%	0	0%	493	2,900	17%	668	74%	3,200	1,669
0	0	0%	0	0%	875	0	0%	0	0%	0	875
74	0	0%	0	0%	7,829	200	3915%	3,863	203%	200	7,829
76	50	151%	0	0%	1,567	550	285%	243	644%	600	1,567
142	250	57%	120	118%	1,746	2,750	64%	1,948	90%	3,000	1,867
283	50	566%	77	366%	1,928	1,150	168%	977	197%	1,200	1,928
820	160	512%	160	513%	6,641	1,760	377%	1,758	378%	1,920	6,801
913	650	140%	650	140%	7,768	7,150	109%	6,848	113%	7,800	8,418
0	0	0%	0	0%	8,258	0	0%	0	0%	0	8,258
0	0	0%	0	0%	6,538	5,175	126%	5,297	123%	5,175	6,538
175	1,100	16%	606	29%	5,985	12,100	49%	9,877	61%	13,200	7,325
0	50	0%	0	0%	0	950	0%	350	0%	1,000	0
0	0	0%	0	0%	251	0	0%	0	0%	3,000	251
4,127	1,600	258%	1,917	215%	33,335	18,200	183%	18,542	180%	19,800	44,643
1,952	150	1301%	543	360%	9,284	9,050	103%	11,640	80%	9,850	9,441
8,577	5,200	165%	3,535	243%	94,347	57,200	165%	39,842	237%	62,400	98,533
7,140	7,671	93%	7,671	93%	78,540	84,381	93%	76,890	102%	92,052	89,073
206	206	100%	217	95%	2,266	2,266	100%	2,037	111%	2,472	2,266
995	1,150	87%	969	103%	10,512	12,650	83%	13,703	77%	13,800	11,443
3,768	3,800	99%	3,768	100%	43,514	41,800	104%	42,295	103%	45,600	47,480
198	200	99%	203	97%	2,221	2,200	101%	2,064	108%	2,400	2,371
204	200	102%	204	100%	2,429	2,400	101%	2,500	97%	2,600	2,618
1,294	1,000	129%	688	188%	25,195	18,400	137%	22,542	112%	23,400	26,539
238	400	59%	361	66%	3,348	4,400	76%	3,802	88%	4,800	3,692
(58)	0	0%	43	-134%	(97)	0	0%	(589)	17%	0	(146)
190	240	79%	200	95%	2,540	2,640	96%	2,200	115%	2,880	2,740

The Golf Club at Cypress Head
 Summary of All Units
 For the Eleven Months Ending August 31, 2023

MTD		% of		MTD		YTD		% of		YTD		% of		Annual	
Actual	Budget	Budget		Prior Year	PY	Actual	Budget	Budget		Prior Year	PY	Budget		Budget	
2,554	2,380	107%		2,489	103%	38,218	36,360	105%		37,921	101%	38,940		38,940	40,382
3,932	2,000	197%		2,840	138%	50,844	34,500	147%		40,332	126%	36,500		53,087	53,087
(686)	0	0%		0	0%	(746)	0	0%		573	-130%	0		0	(746)
0	500	0%		0	0%	2,639	1,880	140%		1,599	165%	1,880		2,639	2,639
0	0	0%		0	0%	835	550	152%		400	209%	550		835	835
433	100	433%		257	168%	7,544	2,050	368%		361	2087%	2,150		7,583	7,583
0	0	0%		0	0%	147	0	0%		58	254%	0		147	147
9,297	6,700	139%		7,675	121%	87,687	73,700	119%		70,620	124%	80,400		95,363	95,363
(213)	50	-425%		0	0%	(3,988)	550	-725%		2,191	-182%	600		600	(3,688)
0	0	0%		0	0%	8	0	0%		2,081	0%	0		8	8
0	0	0%		0	0%	15,500	11,200	138%		11,730	132%	11,200		20,000	20,000
2,850	3,000	95%		2,900	98%	5,850	6,000	98%		5,800	101%	6,000		5,850	5,850
460	350	131%		437	105%	4,943	4,000	124%		4,647	106%	4,350		5,379	5,379
63	100	63%		251	25%	1,870	1,650	113%		2,628	71%	1,750		1,963	1,963
(30)	0	0%		45	-67%	(185)	150	-123%		(90)	206%	150		(215)	(215)
0	100	0%		0	0%	246	2,000	12%		1,115	22%	2,100		246	246
5	100	5%		54	9%	10,783	1,100	980%		2,460	438%	1,200		11,614	11,614
0	0	0%		0	0%	25	0	0%		20	125%	0		25	25
73,024	57,307	127%		51,498	142%	767,161	643,462	119%		604,036	127%	706,819		838,620	838,620
(39,938)	(43,808)	91%		(25,891)	154%	218,415	119,754	182%		252,442	87%	84,246		167,127	167,127
6,400	6,434	99%		6,307	101%	70,274	70,774	99%		69,382	101%	77,208		76,707	76,707
6,400	6,434	99%		6,307	101%	70,274	70,774	99%		69,382	101%	77,208		76,707	76,707
23	23	100%		23	100%	254	254	100%		254	100%	277		277	277
72	72	100%		72	100%	797	797	100%		797	100%	869		869	869
96	96	100%		96	100%	1,051	1,051	100%		1,051	100%	1,146		1,146	1,146
(46,433)	(50,338)	92%		(32,294)	144%	147,090	47,929	307%		182,009	81%	5,892		89,274	89,274

The Golf Club at Cypress Head
 Course & Grounds
 For the Eleven Months Ending August 31, 2023

MTD Actual	MTD Budget	% of Budget	MTD Prior Year	% of PY	YTD Actual	YTD Budget	% of Budget	YTD Prior Year	% of PY	Annual Budget	
REVENUES											
61,992	44,920	138%	52,320	118%	1,103,111	938,766	118%	927,536	119%	990,571	1,154,102
2,554	2,400	106%	2,489	103%	38,218	35,900	106%	37,921	101%	38,100	40,382
64,546	47,320	136%	54,809	118%	1,141,329	974,666	117%	965,457	118%	1,028,671	1,194,484
64,546	47,320	136%	54,809	118%	1,141,329	974,666	117%	965,457	118%	1,028,671	1,194,484
GROSS MARGIN											
PAYROLL											
11,654	11,047	105%	10,470	111%	121,290	121,517	100%	110,956	109%	132,564	132,986
22,690	21,645	105%	21,401	106%	241,018	233,911	103%	227,164	106%	254,858	257,934
34,344	32,692	105%	31,871	108%	362,308	355,428	102%	338,121	107%	387,422	390,920
2,502	2,501	100%	2,350	106%	26,812	27,190	99%	24,886	108%	29,638	28,812
23	57	41%	16	143%	698	3,322	21%	1,102	63%	3,376	708
858	675	127%	562	153%	6,991	7,184	97%	6,350	110%	7,845	7,796
2,543	2,088	122%	2,168	117%	24,324	22,444	108%	24,942	98%	24,532	28,081
5,927	5,321	111%	5,096	116%	58,824	60,140	98%	57,281	103%	65,391	65,397
40,271	38,014	106%	36,967	109%	421,132	415,568	101%	395,401	107%	452,813	456,317
OPERATING EXPENSES											
199	600	33%	992	20%	7,269	6,600	110%	6,930	105%	7,200	8,366
1,995	300	665%	20	9866%	8,583	3,250	264%	2,340	367%	4,250	10,227
5,378	3,100	173%	1,622	332%	56,158	50,500	111%	58,093	97%	58,500	57,376
619	0	0%	0	0%	2,390	900	266%	515	464%	900	2,390
3,094	2,400	129%	1,722	180%	18,411	18,700	98%	19,807	93%	19,900	20,284
0	2,200	0%	0	0%	1,497	6,400	23%	2,887	52%	6,400	3,905
3,082	1,700	181%	4,320	71%	36,251	28,200	129%	12,451	291%	33,700	38,419
1,596	1,200	133%	680	235%	7,254	12,300	59%	10,837	67%	13,100	8,561
2,051	3,000	68%	2,380	86%	13,387	15,200	88%	10,271	130%	15,200	13,387
0	1,000	0%	0	0%	7,010	14,200	49%	5,665	124%	15,200	10,260
0	800	0%	0	0%	493	2,900	17%	668	74%	3,200	1,669
0	0	0%	0	0%	875	0	0%	0	0%	0	875
175	1,100	16%	606	29%	5,985	12,100	49%	9,877	61%	13,200	7,325
0	0	0%	0	0%	251	0	0%	0	0%	3,000	251
3,977	1,600	249%	1,917	207%	26,666	17,600	152%	14,868	179%	19,200	37,318
0	0	0%	0	0%	1,253	3,150	40%	1,998	63%	3,150	1,388
7,140	7,671	93%	7,671	93%	78,540	84,381	93%	76,890	102%	92,052	89,073
358	250	143%	333	107%	3,286	2,750	119%	2,877	114%	3,000	3,612
970	1,800	54%	1,336	73%	19,495	19,800	98%	20,035	97%	21,600	21,172
204	200	102%	204	100%	2,429	2,400	101%	2,500	97%	2,600	2,618
0	0	0%	0	0%	835	550	152%	400	209%	550	835
0	50	0%	0	0%	679	550	124%	47	1446%	600	679
0	0	0%	0	0%	147	0	0%	58	254%	0	147
2,850	3,000	95%	2,900	98%	5,850	6,000	98%	5,800	101%	6,000	5,850
0	0	0%	0	0%	0	150	0%	165	0%	150	0
33,690	31,971	105%	26,704	126%	304,998	308,581	99%	265,979	115%	342,652	345,990
(9,414)	(22,665)	42%	(8,862)	106%	415,199	250,517	166%	304,076	137%	233,206	392,176
(9,414)	(22,665)	42%	(8,862)	106%	415,199	250,517	166%	304,076	137%	233,206	392,176

The Golf Club at Cypress Head
Carts
For the Eleven Months Ending August 31, 2023

MTD Actual	MTD Budget	% of Budget	MTD Prior Year	% of PY		YTD Actual	YTD Budget	% of Budget	YTD Prior Year	% of PY	Annual Budget	
					REVENUES							
37,512	34,470	109%	32,221	116%	Cart Fee	572,191	494,900	116%	547,752	104%	534,440	603,728
37,512	34,470	109%	32,221	116%	Total Revenues	572,191	494,900	116%	547,752	104%	534,440	603,728
37,512	34,470	109%	32,221	116%	GROSS MARGIN	572,191	494,900	116%	547,752	104%	534,440	603,728
					PAYROLL							
12,427	8,087	154%	7,117	175%	Gross Payroll - Hourly	132,405	87,387	152%	90,780	146%	95,213	138,776
12,427	8,087	154%	7,117	175%	S/T Wages	132,405	87,387	152%	90,780	146%	95,213	138,776
977	619	158%	565	173%	Payroll Tax - FICA	10,473	6,685	157%	7,460	140%	7,284	10,973
142	300	47%	62	227%	Payroll Tax - UC	1,066	3,089	34%	965	110%	3,380	1,125
333	167	200%	159	209%	Payroll Tax - WC	2,556	1,766	145%	1,731	148%	1,928	2,743
4	0	0%	0	0%	Benefits	(134)	0	0%	8	-1585%	0	(134)
1,456	1,086	134%	787	185%	S/T Adders	13,961	11,541	121%	10,165	137%	12,591	14,706
13,883	9,172	151%	7,904	176%	TOTAL PAYROLL	146,365	98,928	148%	100,945	145%	107,804	153,483
					OPERATING EXPENSES							
0	100	0%	124	0%	Cart Supplies	701	1,100	64%	2,172	32%	1,200	701
74	0	0%	0	0%	Supplies	4,112	0	0%	0	0%	0	4,112
283	50	566%	77	366%	Cart Repairs	1,928	1,150	168%	977	197%	1,200	1,928
8,577	5,200	165%	3,535	243%	Cart Lease	94,347	57,200	165%	39,842	237%	62,400	98,533
637	900	71%	636	100%	Utilities - Electric	7,226	9,900	73%	10,825	67%	10,800	7,832
9,570	6,250	153%	4,373	219%	TOTAL OPERATING EXPENSES	108,313	69,350	156%	53,817	201%	75,600	113,105
14,058	19,048	74%	19,945	70%	EBITDA	317,512	326,622	97%	392,990	81%	351,036	337,140
14,058	19,048	74%	19,945	70%	NET INCOME	317,512	326,622	97%	392,990	81%	351,036	337,140

The Golf Club at Cypress Head
 Range
 For the Eleven Months Ending August 31, 2023

MTD Actual	MTD Budget	% of Budget	MTD Prior Year	% of PY		YTD Actual	YTD Budget	% of Budget	YTD Prior Year	% of PY	Annual Budget	
4,384	3,200	137%	3,180	138%	REVENUES							
4,384	3,200	137%	3,180	138%	Range	64,298	48,900	131%	49,334	130%	52,400	66,560
4,384	3,200	137%	3,180	138%	Total Revenues	64,298	48,900	131%	49,334	130%	52,400	66,560
					GROSS MARGIN	64,298	48,900	131%	49,334	130%	52,400	66,560
					OPERATING EXPENSES							
3,250	0	0%	0	0%	Range Balls	9,042	3,600	251%	3,520	257%	3,600	9,042
0	0	0%	0	0%	Range Equipment	1,176	1,050	112%	1,087	108%	1,050	1,176
(207)	400	-52%	0	0%	Range Expenses	1,776	2,100	85%	1,629	109%	2,100	1,776
0	0	0%	0	0%	Repair & Maint - Equipment	3,768	100	3768%	0	0%	100	3,768
3,043	400	761%	0	0%	TOTAL OPERATING EXPENSES	15,762	6,850	230%	6,236	253%	6,850	15,762
1,341	2,800	48%	3,180	42%	EBITDA	48,535	42,050	115%	43,099	113%	45,550	50,798
1,341	2,800	48%	3,180	42%	NET INCOME	48,535	42,050	115%	43,099	113%	45,550	50,798

The Golf Club at Cypress Head
 Golf Shop
 For the Eleven Months Ending August 31, 2023

MTD	MTD	% of	MTD	% of		YTD	YTD	% of	YTD	% of	Annual	
Actual	Budget	Budget	Prior Year	PY		Actual	Budget	Budget	Prior Year	PY	Budget	
					REVENUES							
237	20	1185%	58	409%	Handicap Fee	5,526	4,110	134%	4,849	114%	4,130	5,702
840	550	153%	747	112%	Lessons	17,123	12,590	136%	14,962	114%	13,590	17,934
623	100	623%	360	173%	Rental Clubs	8,361	2,500	334%	3,040	275%	2,800	8,441
27,611	6,600	418%	8,435	327%	Retail	264,560	102,700	258%	119,585	221%	110,100	270,666
29,311	7,270	403%	9,600	305%	Total Revenues	295,570	121,900	242%	142,436	208%	130,620	302,743
					COST OF GOODS SOLD							
19,763	4,224	468%	5,262	376%	COGS - Merchandise	189,176	65,728	288%	75,268	251%	70,464	192,849
19,763	4,224	468%	5,262	376%	Total COGS	189,176	65,728	288%	75,268	251%	70,464	192,849
9,548	3,046	313%	4,338	220%	GROSS MARGIN	106,394	56,172	189%	67,168	158%	60,156	109,893
71.58%	64.00%	111.84%	62.39%	114.73%	COGS - Merchandise %	71.51%	64.00%	111.73%	62.94%	113.61%	64.00%	835.43%
					PAYROLL							
4,412	0	0%	0	0%	Gross Payroll - Salaried	39,223	0	0%	0	0%	0	39,223
4,958	6,767	73%	5,669	87%	Gross Payroll - Hourly	61,414	73,610	83%	67,472	91%	80,159	66,868
9,370	6,767	138%	5,669	165%	S/T Wages	100,637	73,610	137%	67,472	149%	80,159	106,091
784	518	151%	435	180%	Payroll Tax - FICA	7,973	5,631	142%	5,198	153%	6,132	8,371
7	133	5%	19	37%	Payroll Tax - UC	371	1,403	26%	382	97%	1,484	387
246	140	176%	133	185%	Payroll Tax - WC	1,954	1,489	131%	1,322	148%	1,624	2,106
1,289	600	215%	648	199%	Benefits	7,663	6,446	119%	6,219	123%	7,045	8,457
2,326	1,391	167%	1,236	188%	S/T Adders	17,961	14,969	120%	13,121	137%	16,285	19,321
11,697	8,157	143%	6,905	169%	TOTAL PAYROLL	118,598	88,579	134%	80,593	147%	96,444	125,412
					OPERATING EXPENSES							
0	50	0%	0	0%	Office Supplies	138	550	25%	86	162%	600	329
0	0	0%	0	0%	Printing	1,090	0	0%	0	0%	0	1,090
0	0	0%	0	0%	Supplies	3,717	200	1859%	3,863	96%	200	3,717
76	50	151%	0	0%	Tournament Expense	1,567	550	285%	243	644%	600	1,567
0	0	0%	0	0%	Handicap Expense	6,538	5,175	126%	5,297	123%	5,175	6,538
0	50	0%	0	0%	Lesson Expense	0	950	0%	350	0%	1,000	0
0	0	0%	353	0%	Repair & Maint - Building	0	0	0%	1,044	0%	0	0
76	150	50%	353	21%	TOTAL OPERATING EXPENSES	13,051	7,425	176%	10,883	120%	7,575	13,241
(2,224)	(5,261)	42%	(2,921)	76%	EBITDA	(25,254)	(39,832)	63%	(24,307)	104%	(43,863)	(28,760)
(2,224)	(5,261)	42%	(2,921)	76%	NET INCOME	(25,254)	(39,832)	63%	(24,307)	104%	(43,863)	(28,760)

The Golf Club at Cypress Head
G & A
For the Eleven Months Ending August 31, 2023

MTD Actual	MTD Budget	% of Budget	MTD Prior Year	% of PY		YTD Actual	YTD Budget	% of Budget	YTD Prior Year	% of PY	Annual Budget	
					PAYROLL							
13,389	11,076	121%	10,747	125%	Gross Payroll - Salaried	138,588	120,141	115%	116,505	119%	131,217	150,838
73	0	0%	0	0%	Gross Payroll - Hourly	626	0	0%	0	0%	0	626
13,462	11,076	122%	10,747	125%	S/T Wages	139,213	120,141	116%	116,505	119%	131,217	151,464
889	847	105%	764	116%	Payroll Tax - FICA	9,182	9,191	100%	8,220	112%	10,038	9,917
1	0	0%	0	0%	Payroll Tax - UC	115	519	22%	(130)	-89%	519	115
335	229	146%	199	168%	Payroll Tax - WC	2,707	2,429	111%	2,202	123%	2,658	2,993
2,239	2,695	83%	1,486	151%	Benefits	29,834	28,933	103%	16,659	179%	31,628	31,773
3,464	3,771	92%	2,448	141%	S/T Adders	41,838	41,072	102%	26,952	155%	44,843	44,798
16,926	14,847	114%	13,196	128%	TOTAL PAYROLL	181,051	161,213	112%	143,457	126%	176,060	196,262
					OPERATING EXPENSES							
876	650	135%	228	384%	Janitorial Supplies	6,566	7,550	87%	6,940	95%	8,000	7,052
51	100	51%	0	0%	Laundry/Uniforms	1,555	2,100	74%	950	164%	2,200	2,124
1,063	200	532%	529	201%	Office Supplies	7,353	3,200	230%	4,113	179%	3,600	7,642
0	0	0%	0	0%	Printing	16	0	0%	0	0%	0	16
142	250	57%	120	118%	Alarm System	1,746	2,750	64%	1,948	90%	3,000	1,867
820	160	512%	160	513%	Computer Service	6,641	1,760	377%	1,758	378%	1,920	6,801
913	650	140%	650	140%	Contract Cleaning	7,768	7,150	109%	6,848	113%	7,800	8,418
0	0	0%	0	0%	Guest Relations	8,258	0	0%	0	0%	0	8,258
150	0	0%	0	0%	Repair & Maint - Equipment	2,901	500	580%	3,674	79%	500	3,557
1,952	150	1301%	189	1032%	Repair & Maint - Building	8,031	5,900	136%	8,598	93%	6,700	8,053
206	206	100%	217	95%	Off-Site Storage	2,266	2,266	100%	2,037	111%	2,472	2,266
2,797	2,000	140%	2,432	115%	Utilities - Other	24,019	22,000	109%	22,260	108%	24,000	26,308
198	200	99%	203	97%	Utilities - Telephone/Fax	2,221	2,200	101%	2,064	108%	2,400	2,371
238	400	59%	361	66%	Bank Charges	3,348	4,400	76%	3,802	88%	4,800	3,692
(58)	0	0%	43	-134%	Cash Short/(Over)	(97)	0	0%	(589)	17%	0	(146)
190	240	79%	200	95%	Cell Phone	2,540	2,640	96%	2,200	115%	2,880	2,740
2,554	2,380	107%	2,489	103%	City Surcharge R & R	38,218	36,360	105%	37,921	101%	38,940	40,382
3,932	2,000	197%	2,840	138%	Credit Card Discounts	50,844	34,500	147%	40,332	126%	36,500	53,087
(686)	0	0%	0	0%	Donations	(746)	0	0%	573	-130%	0	(746)
0	500	0%	0	0%	Dues & Subscriptions	2,639	1,880	140%	1,599	165%	1,880	2,639
433	50	866%	257	168%	Employee Relations	6,864	1,500	458%	314	2183%	1,550	6,904
9,297	6,700	139%	7,675	121%	Insurance Expense	87,687	73,700	119%	70,620	124%	80,400	95,363
(213)	50	-425%	0	0%	Member Relations	(3,988)	550	-725%	2,191	-182%	600	(3,688)
0	0	0%	0	0%	Miscellaneous	8	0	0%	2,081	0%	0	8
0	0	0%	0	0%	O/S - Accounting	15,500	11,200	138%	11,730	132%	11,200	20,000
460	350	131%	437	105%	Payroll Processing Fee	4,943	4,000	124%	4,647	106%	4,350	5,379
63	100	63%	251	25%	Postage/Shipping	1,870	1,650	113%	2,628	71%	1,750	1,963
(30)	0	0%	45	-67%	Tax/Licenses/Fees	(185)	0	0%	(255)	73%	0	(215)
5	100	0%	0	0%	Travel - Meals	246	2,000	12%	1,115	22%	2,100	246
0	0	0%	54	9%	Travel - Other	10,783	1,100	980%	2,460	438%	1,200	11,614
0	0	0%	0	0%	Employee Meals	25	0	0%	20	125%	0	25
25,352	17,536	145%	19,379	131%	TOTAL OPERATING EXPENSES	299,842	232,856	129%	244,579	123%	250,742	323,982
(42,277)	(32,383)	131%	(32,575)	130%	EBITDA	(480,893)	(394,069)	122%	(388,036)	124%	(426,802)	(520,244)
6,400	6,434	99%	6,307	101%	Management Fee	70,274	70,774	99%	69,382	101%	77,208	76,707
6,400	6,434	99%	6,307	101%	Management Fees	70,274	70,774	99%	69,382	101%	77,208	76,707
23	23	100%	23	100%	Deprec - Mach & Equip	254	254	100%	254	100%	277	277
72	72	100%	72	100%	Deprec - Buildings	797	797	100%	797	100%	869	869
96	96	100%	96	100%	S/T DEPR. & AMORT	1,051	1,051	100%	1,051	100%	1,146	1,146
(48,773)	(38,912)	125%	(38,978)	125%	NET INCOME	(552,218)	(465,894)	119%	(458,469)	120%	(505,156)	(598,098)

The Golf Club at Cypress Head
Marketing
For the Eleven Months Ending August 31, 2023

MTD Actual	MTD Budget	% of Budget	MTD Prior Year	% of PY		YTD Actual	YTD Budget	% of Budget	YTD Prior Year	% of PY	Annual Budget	
					PAYROLL							
0	3,909	0%	3,415	0%	Gross Payroll - Salaried	21,430	42,161	51%	42,689	50%	46,070	26,906
115	0	0%	0	0%	Gross Payroll - Hourly	7,008	0	0%	0	0%	0	7,008
115	3,909	3%	3,415	3%	S/T Wages	28,438	42,161	67%	42,689	67%	46,070	33,914
9	299	3%	268	3%	Payroll Tax - FICA	2,184	3,225	68%	3,047	72%	3,524	2,434
0	15	0%	0	0%	Payroll Tax - UC	57	423	14%	88	65%	438	57
0	81	0%	75	0%	Payroll Tax - WC	441	853	52%	813	54%	933	532
4	44	8%	212	2%	Benefits	369	472	78%	6,199	6%	516	507
12	438	3%	555	2%	S/T Adders	3,051	4,973	61%	10,147	30%	5,411	3,530
127	4,347	3%	3,970	3%	TOTAL PAYROLL	31,490	47,134	67%	52,837	60%	51,481	37,444
					OPERATING EXPENSES							
1,294	1,000	129%	688	188%	Advertising & Promotion	25,195	18,400	137%	22,542	112%	23,400	26,539
1,294	1,000	129%	688	188%	TOTAL OPERATING EXPENSES	25,195	18,400	137%	22,542	112%	23,400	26,539
(1,421)	(5,347)	27%	(4,659)	31%	EBITDA	(56,685)	(65,534)	86%	(75,379)	75%	(74,881)	(63,983)
(1,421)	(5,347)	27%	(4,659)	31%	NET INCOME	(56,685)	(65,534)	86%	(75,379)	75%	(74,881)	(63,983)

The Golf Club at Cypress Head

For the Eleven Months Ending August 31, 2023

MTD	MTD	% of	MTD	% of		YTD	YTD	% of	YTD	% of	Annual	
Actual	Budget	Budget	Prior Year	PY		Actual	Budget	Budget	Prior Year	PY	Budget	
REVENUES												
99,504	79,390	125%	84,541	118%	Green Fees & Cart Fees	1,675,302	1,433,666	117%	1,475,287	114%	1,525,011	1,757,830
27,611	6,600	418%	8,435	327%	Merchandise	264,560	102,700	258%	119,585	221%	110,100	270,666
1,700	670	254%	1,165	146%	Other Pro Shop	31,010	19,200	162%	22,851	136%	20,520	32,077
4,384	3,200	137%	3,180	138%	Range	64,298	48,900	131%	49,334	130%	52,400	66,560
2,554	2,400	106%	2,489	103%	Other Operating Revenues	38,218	35,900	106%	37,921	101%	38,100	40,382
135,753	92,260	147%	99,810	136%	TOTAL REVENUE	2,073,387	1,640,366	126%	1,704,978	122%	1,746,131	2,167,515
COST OF SALES												
19,763	4,224	468%	5,262	376%	Merchandise	189,176	65,728	288%	75,268	251%	70,464	192,849
19,763	4,224	468%	5,262	376%	TOTAL COGS	189,176	65,728	288%	75,268	251%	70,464	192,849
71.6%	64.0%	111.8%	62.4%	114.7%	COGS - Merchandise %	71.5%	64.0%	111.7%	62.9%	113.6%	64.0%	835.4%
PAYROLL												
40,271	38,014	106%	36,967	109%	Course and Grounds	421,132	415,568	101%	395,401	107%	452,813	456,317
13,883	9,172	151%	7,904	176%	Carts, Range, Starters, Etc.	146,365	98,928	148%	100,945	145%	107,804	153,483
11,697	8,157	143%	6,905	169%	Pro Shop	118,598	88,579	134%	80,593	147%	96,444	125,412
16,926	14,847	114%	13,196	128%	General and Administrative	181,051	161,213	112%	143,457	126%	176,060	196,262
127	4,347	3%	3,970	3%	Marketing	31,490	47,134	67%	52,837	60%	51,481	37,444
82,903	74,537	111%	68,941	120%	TOTAL PAYROLL	896,636	811,422	111%	773,233	116%	884,602	968,918
OPERATING EXPENSES												
33,690	31,971	105%	26,704	126%	Course and Grounds	304,998	308,581	99%	265,979	115%	342,652	345,990
12,613	6,650	190%	4,373	288%	Carts, Range, Starters, Etc.	124,076	76,200	163%	60,052	207%	82,450	128,868
76	150	50%	353	21%	Pro Shop	13,051	7,425	176%	10,883	120%	7,575	13,241
25,352	17,536	145%	19,379	131%	General and Administrative	299,842	232,856	129%	244,579	123%	250,742	323,982
1,294	1,000	129%	688	188%	Marketing	25,195	18,400	137%	22,542	112%	23,400	26,539
73,024	57,307	127%	51,498	142%	TOTAL OPERATING EXPENSES	767,161	643,462	119%	604,036	127%	706,819	838,620
175,691	136,068	129%	125,701	140%	TOTAL EXPENSES	1,854,973	1,520,612	122%	1,452,536	128%	1,661,885	2,000,388
(39,938)	(43,808)	91%	(25,891)	154%	EBITDA	218,415	119,754	182%	252,442	87%	84,246	167,127

The Golf Club at Cypress Head

For the Eleven Months Ending August 31, 2023

MTD Actual	MTD Budget	% of Budget	MTD Prior Year	% of PY		YTD Actual	YTD Budget	% of Budget	YTD Prior Year	% of PY	Annual Budget	
(39,938)	(43,808)	91%	(25,891)	154%	EBITDA	218,415	119,754	182%	252,442	87%	84,246	167,127
(6,400)	(6,434)	99%	(6,307)	101%	MANAGEMENT FEES	(70,274)	(70,774)	99%	(69,382)	101%	(77,208)	(76,707)
(96)	(96)	100%	(96)	100%	OTHER INCOME (EXPENSE)	(1,051)	(1,051)	100%	(1,051)	100%	(1,146)	(1,146)
(96)	(96)	100%	(96)	100%	Depreciation & Amortization	(1,051)	(1,051)	100%	(1,051)	100%	(1,146)	(1,146)
(46,433)	(50,338)	92%	(32,294)	144%	TOTAL OTHER INCOME (EXPENSE)	(1,051)	(1,051)	100%	(1,051)	100%	(1,146)	(1,146)
					NET INCOME	147,090	47,929	307%	182,009	81%	5,892	89,274
2,669	2,133	125%	2,583	103%	Paid Rounds	42,332	35,165	120%	40,576	104%	37,780	44,485
336	444	76%	307	109%	Annual Pass Rounds	3,825	4,329	88%	4,095	93%	4,748	4,136
258	180	143%	233	111%	Other Rounds	2,784	2,406	116%	2,861	97%	2,636	2,959
3,263	2,757	118%	3,123	104%	Total Rounds	48,941	41,900	117%	47,532	103%	45,164	51,580
51	43	118%	39	132%	Revenue/Paid Rounds	49	47	105%	42	117%	46	577
42	33	124%	32	130%	Revenue/Total Rounds	42	39	108%	36	118%	39	496

TRIAL BALANCE SUMMARY FOR 2022

The Golf Club at Cypress Head
 General Ledger

Ranges: From: To:
 Date: 8/1/2023 8/31/2023
 Account: First Last

Sorted By: Account
 Include: Posting, Unit
 Print Currency In: Functional (Z-US\$)

Inactive	Account	Description	Beginning Balance	Debit	Credit	Net Change	Ending Balance
	10020-5950-900	Cash - Course Depository NEW	\$347,364.75	\$150,470.90	\$216,495.08	(\$66,024.18)	\$281,340.57
	10050-5950-900	Cash - Course Payroll BMO	\$32,374.72	\$105,000.00	\$62,724.51	\$42,275.49	\$74,650.21
	10100-5950-900	Cash - Course Other	\$850.00	\$0.00	\$0.00	\$0.00	\$850.00
	10180-5950-900	Cash - Pro Shop Bank	\$500.00	\$0.00	\$0.00	\$0.00	\$500.00
	11160-5950-900	A/R Member	\$1,580.72	\$181,430.26	\$10,490.93	\$170,939.33	\$172,520.05
	12000-5950-900	Inventory - Merchandise	\$99,594.34	\$20,144.14	\$20,811.47	(\$667.33)	\$98,927.01
	13020-5950-900	Prepaid Insurance	\$37,792.36	\$0.00	\$8,497.24	(\$8,497.24)	\$29,295.12
	13040-5950-900	Prepaid Exp - Other	\$9,655.70	\$0.00	\$462.00	(\$462.00)	\$9,193.70
	20100-5950-900	Machinery & Equipment	\$5,550.40	\$0.00	\$0.00	\$0.00	\$5,550.40
	20160-5950-900	Buildings and Improvements	\$30,597.54	\$0.00	\$0.00	\$0.00	\$30,597.54
	22040-5950-900	Accum. Deprec - Mach & Equip	(\$4,948.14)	\$0.00	\$23.12	(\$23.12)	(\$4,971.26)
	22080-5950-900	Accum. Deprec - Buildings	(\$27,121.81)	\$0.00	\$72.41	(\$27.41)	(\$27,194.22)
	30000-5950-900	Accts Pay - Trade	(\$62,474.99)	\$84,927.78	\$93,974.90	(\$9,047.12)	(\$71,522.11)
	30040-5950-900	Accts Pay - Other	(\$123,880.42)	\$16,522.11	\$16,485.48	\$36.63	(\$123,843.79)
	31000-5950-900	Accrued Expenses	(\$1,600.00)	\$1,600.00	\$2,504.70	(\$904.00)	(\$2,504.70)
	31020-5950-900	Accrued Payroll	(\$50,791.43)	\$39,289.28	\$42,889.32	(\$3,600.74)	(\$54,391.47)
	31080-5950-900	Accrued Tips Payable	(\$2,020.00)	\$2,022.00	\$2.00	\$2,020.00	\$0.00
	31220-5950-900	Accrued Sales Tax	(\$9,880.38)	\$9,880.38	\$18,547.06	(\$8,666.68)	(\$18,547.06)
	31400-5950-900	Accrued City Surcharge	\$0.00	\$2,553.89	\$2,553.89	\$0.00	\$0.00
	32000-5950-900	Deferred Rev - Rainchecks	(\$8,594.67)	\$2,511.62	\$1,083.76	\$1,427.86	(\$7,166.81)
	32020-5950-900	Deferred Rev - Outing Deposits	(\$12,749.06)	\$0.00	\$13,011.72	(\$13,011.72)	(\$25,760.78)
	32040-5950-900	Deferred Rev - Legacy GF Passes	(\$5,248.15)	\$2,624.03	\$33,676.78	(\$31,052.75)	(\$36,300.90)
	32050-5950-900	Deferred Revenue - Cypress GF Passes	(\$6,038.84)	\$3,019.44	\$40,691.71	(\$37,672.27)	(\$43,711.11)
	32070-5950-900	Deferred Rev - Gift Cards	(\$35,138.11)	\$1,272.05	\$962.34	\$309.71	(\$34,828.40)
	32100-5950-900	Deferred Rev - Credit Books	(\$10,582.27)	\$1,202.95	\$1,483.14	(\$280.19)	(\$10,862.46)
	32120-5950-900	Deferred Rev - Trail Fee Pass	(\$11,069.99)	\$8,759.79	\$92,220.37	(\$83,460.58)	(\$94,530.57)
	49020-5950-900	Retained Earnings - Current	(\$199.13)	\$0.00	\$0.00	\$0.00	(\$199.13)
	50000-5950-100	Green Fees - Annual Pass	(\$55,614.57)	\$0.00	\$5,643.47	(\$5,643.47)	(\$61,258.04)
	5002A-5950-100	Green Fee - Annual	\$0.00	\$13.96	\$13.96	\$0.00	\$0.00
	5003A-5950-100	Green Fee - Group	(\$97,974.41)	\$0.00	\$4,801.91	(\$4,801.91)	(\$102,776.32)
	50040-5950-100	Green Fees - Member	(\$4,247.60)	\$0.00	\$808.19	(\$808.19)	(\$5,055.79)
	5005A-5950-100	Green Fee - Hotel	(\$50.74)	\$0.00	\$0.00	\$0.00	(\$50.74)
	5006A-5950-100	Green Fee - Junior	(\$2,402.07)	\$0.00	\$196.98	(\$196.98)	(\$2,599.05)
	50070-5950-100	Green Fees - (surcharge)	(\$36,341.29)	\$2,553.89	\$5,107.77	(\$2,553.88)	(\$38,895.17)
	5007A-5950-100	Green Fee - League	(\$77,852.63)	\$0.00	\$273.00	(\$273.00)	(\$78,125.63)
	5010A-5950-100	Green Fee - Non-Resident (Standard)	(\$120,518.10)	\$0.00	\$9,123.68	(\$9,123.68)	(\$129,641.78)
	5012A-5950-100	Green Fee - Outing	(\$74,644.47)	\$0.00	\$0.00	\$0.00	(\$74,644.47)
	5014A-5950-100	Green Fee - Resident	(\$325,846.42)	\$4,492.45	\$25,566.13	(\$21,073.68)	(\$346,920.10)
	5015A-5950-100	Green Fee - Senior	(\$240,634.60)	\$0.00	\$17,523.01	(\$17,523.01)	(\$258,157.61)
	5016A-5950-100	Green Fee - Staff	(\$1.00)	\$0.00	\$0.00	\$0.00	(\$1.00)
	5017A-5950-100	Green Fee - Trade	(\$108.06)	\$0.00	\$0.00	\$0.00	(\$108.06)
	5018A-5950-100	Green Fee - Twilight	(\$58.90)	\$0.00	\$0.00	\$0.00	(\$58.90)
	5019A-5950-100	Green Fee - Wholesale	(\$4,824.07)	\$5.49	\$0.00	\$5.49	(\$4,818.58)
	50500-5950-200	Cart Fee 18	(\$463,611.74)	\$0.00	\$32,473.06	(\$32,473.06)	(\$496,084.80)
	50520-5950-200	Cart Fee - Annual Trail	(\$71,067.51)	\$1,984.69	\$7,023.35	(\$5,038.66)	(\$76,106.17)
	52090-5950-600	Handicap Fee	(\$5,289.00)	\$0.00	\$237.00	(\$237.00)	(\$5,526.00)
	52150-5950-600	Lessons	(\$16,282.50)	\$0.00	\$840.00	(\$840.00)	(\$17,122.50)
	52280-5950-600	Rental Clubs	(\$7,737.66)	\$0.00	\$623.39	(\$623.39)	(\$8,361.05)
	52310-5950-600	Retail	(\$236,949.24)	\$0.00	\$27,611.03	(\$27,611.03)	(\$264,560.27)
	53050-5950-220	Range Pass Revenue	(\$59,913.74)	\$0.00	\$4,383.83	(\$4,383.83)	(\$64,297.57)
	56120-5950-100	City Surcharge R & R	(\$35,663.61)	\$0.00	\$2,553.89	(\$2,553.89)	(\$38,217.50)
	60000-5950-600	COGS - Merchandise - Accessories	\$169,412.39	\$19,763.18	\$0.00	\$19,763.18	\$189,175.57
	70000-5950-100	Gross Payroll - Salaried	\$109,635.77	\$17,845.10	\$6,191.16	\$11,653.94	\$121,289.71

TRIAL BALANCE SUMMARY FOR 2022
 The Golf Club at Cypress Head

Inactive	Account	Description	Beginning Balance	Debit	Credit	Net Change	Ending Balance
	70000-5950-600	Gross Payroll - Salaried	\$34,810.28	\$6,373.83	\$1,961.55	\$4,412.28	\$39,222.56
	70000-5950-900	Gross Payroll - Salaried	\$125,198.78	\$20,371.89	\$6,982.79	\$13,389.10	\$138,587.88
	70000-5950-950	Gross Payroll - Salaried	\$21,430.44	\$0.00	\$0.00	\$0.00	\$21,430.44
	70010-5950-100	Gross Payroll - Hourly	\$218,327.69	\$33,355.71	\$10,665.59	\$22,690.12	\$241,017.81
	70010-5950-200	Gross Payroll - Hourly	\$119,977.03	\$19,733.78	\$7,306.31	\$12,427.47	\$132,404.50
	70010-5950-600	Gross Payroll - Hourly	\$56,456.12	\$8,154.86	\$3,196.94	\$4,957.92	\$61,414.04
	70010-5950-900	Gross Payroll - Hourly	\$553.01	\$94.93	\$22.37	\$72.56	\$625.57
	70010-5950-950	Gross Payroll - Hourly	\$6,893.10	\$286.29	\$171.57	\$114.72	\$7,007.82
	71000-5950-100	Payroll Tax - FICA	\$24,310.04	\$3,791.69	\$1,289.54	\$2,502.15	\$26,812.19
	71000-5950-200	Payroll Tax - FICA	\$9,495.94	\$1,536.24	\$558.84	\$977.40	\$10,473.34
	71000-5950-600	Payroll Tax - FICA	\$7,189.58	\$1,178.52	\$394.61	\$783.91	\$7,973.49
	71000-5950-900	Payroll Tax - FICA	\$8,292.65	\$1,425.04	\$535.89	\$889.15	\$9,181.80
	71000-5950-950	Payroll Tax - FICA	\$2,175.08	\$21.91	\$13.12	\$8.79	\$2,183.87
	71010-5950-100	Payroll Tax - UC	\$674.83	\$23.20	\$0.00	\$3.20	\$698.03
	71010-5950-200	Payroll Tax - UC	\$924.06	\$141.55	\$0.00	\$141.55	\$1,065.61
	71010-5950-600	Payroll Tax - UC	\$363.61	\$7.19	\$0.00	\$7.19	\$370.80
	71010-5950-900	Payroll Tax - UC	\$114.25	\$0.84	\$0.00	\$0.84	\$115.09
	71010-5950-950	Payroll Tax - UC	\$57.38	\$0.00	\$0.00	\$0.00	\$57.38
	71020-5950-100	Payroll Tax - WC	\$6,132.50	\$858.20	\$0.00	\$858.20	\$6,990.70
	71020-5950-200	Payroll Tax - WC	\$2,222.76	\$333.35	\$0.00	\$333.35	\$2,556.11
	71020-5950-600	Payroll Tax - WC	\$1,708.43	\$245.94	\$0.00	\$245.94	\$1,954.37
	71020-5950-900	Payroll Tax - WC	\$2,372.25	\$334.76	\$0.00	\$334.76	\$2,707.01
	71020-5950-950	Payroll Tax - WC	\$440.82	\$0.00	\$0.00	\$0.00	\$440.82
	71030-5950-100	Benefits	\$21,780.39	\$8,390.85	\$5,847.69	\$2,543.16	\$24,323.55
	71030-5950-200	Benefits	(\$137.77)	\$517.34	\$513.82	\$3.52	(\$134.25)
	71030-5950-600	Benefits	\$6,373.18	\$2,811.07	\$1,521.67	\$1,289.40	\$7,662.58
	71030-5950-900	Benefits	\$27,594.68	\$5,317.91	\$3,078.75	\$2,239.16	\$29,833.84
	71030-5950-950	Benefits	\$365.74	\$17.90	\$14.31	\$3.59	\$369.33
	80110-5950-200	Cart Supplies	\$700.54	\$0.00	\$0.00	\$0.00	\$700.54
	80120-5950-100	Chemicals	\$7,070.32	\$199.00	\$0.00	\$199.00	\$7,269.32
	80170-5950-100	Course Accessories	\$6,588.27	\$1,994.81	\$0.00	\$1,994.81	\$8,583.08
	80230-5950-100	Fertilizer	\$50,780.02	\$7,918.30	\$2,540.00	\$5,378.30	\$56,158.32
	80250-5950-100	Flowers/Decor	\$1,771.27	\$618.93	\$0.00	\$618.93	\$2,390.20
	80270-5950-100	Fuel	\$15,317.05	\$3,094.20	\$0.00	\$3,094.20	\$18,411.25
	80280-5950-100	Fungicides	\$1,497.17	\$0.00	\$0.00	\$0.00	\$1,497.17
	80320-5950-100	Herbicides	\$33,168.85	\$3,082.21	\$0.00	\$3,082.21	\$36,251.06
	80370-5950-100	Insecticides	\$5,657.99	\$1,595.96	\$0.00	\$1,595.96	\$7,253.95
	80380-5950-900	Janitorial Supplies	\$5,690.17	\$875.73	\$0.00	\$875.73	\$6,565.90
	80420-5950-900	Laundry/Uniforms	\$1,504.31	\$50.89	\$0.00	\$50.89	\$1,555.20
	80520-5950-600	Office Supplies	\$138.46	\$0.00	\$0.00	\$0.00	\$138.46
	80520-5950-900	Office Supplies	\$6,289.80	\$1,079.45	\$15.98	\$1,063.47	\$7,353.27
	80590-5950-600	Printing	\$1,090.00	\$0.00	\$0.00	\$0.00	\$1,090.00
	80590-5950-900	Printing	\$15.50	\$0.00	\$0.00	\$0.00	\$15.50
	80610-5950-220	Range Balls	\$5,792.14	\$3,250.00	\$0.00	\$3,250.00	\$9,042.14
	80620-5950-220	Range Equipment	\$1,175.82	\$0.00	\$0.00	\$0.00	\$1,175.82
	80630-5950-220	Range Expenses	\$1,983.31	\$0.00	\$207.00	(\$207.00)	\$1,776.31
	80690-5950-100	Sand/Topdress	\$11,335.54	\$2,051.37	\$0.00	\$2,051.37	\$13,386.91
	80710-5950-100	Seeds/Trees	\$7,010.00	\$0.00	\$0.00	\$0.00	\$7,010.00
	80730-5950-100	Small Tools	\$492.93	\$0.00	\$0.00	\$0.00	\$492.93
	80770-5950-100	Staff/Volunteer Uniforms	\$875.42	\$0.00	\$0.00	\$0.00	\$875.42
	80780-5950-200	Supplies	\$4,037.93	\$73.99	\$0.00	\$73.99	\$4,111.92
	80780-5950-600	Supplies	\$3,717.30	\$0.00	\$0.00	\$0.00	\$3,717.30
	80810-5950-600	Tournament Expense	\$1,491.17	\$764.61	\$689.00	\$75.61	\$1,566.78
	81010-5950-900	Alarm System	\$1,604.46	\$142.00	\$0.00	\$142.00	\$1,746.46
	81090-5950-200	Cart Repairs	\$1,645.18	\$282.95	\$0.00	\$282.95	\$1,928.13
	81130-5950-900	Computer Service	\$5,821.66	\$819.50	\$0.00	\$819.50	\$6,641.16
	81140-5950-900	Contract Cleaning	\$6,855.90	\$912.50	\$0.00	\$912.50	\$7,768.40
	81200-5950-900	Guest Relations	\$8,258.39	\$0.00	\$0.00	\$0.00	\$8,258.39
	81220-5950-600	Handicap Expense	\$6,538.00	\$0.00	\$0.00	\$0.00	\$6,538.00
	81250-5950-100	Irrigation	\$5,810.07	\$175.00	\$0.00	\$175.00	\$5,985.07

TRIAL BALANCE SUMMARY FOR 2022
 The Golf Club at Cypress Head

Inactive	Account	Description	Beginning Balance	Debit	Credit	Net Change	Ending Balance
	81340-5950-100	Repair & Maint - Paths	\$251.43	\$0.00	\$0.00	\$0.00	\$251.43
	81350-5950-100	Repair & Maint - Equipment	\$22,689.26	\$4,004.81	\$28.05	\$3,976.76	\$26,666.02
	81350-5950-220	Repair & Maint - Equipment	\$3,768.02	\$0.00	\$0.00	\$0.00	\$3,768.02
	81350-5950-900	Repair & Maint - Equipment	\$2,751.11	\$150.00	\$0.00	\$150.00	\$2,901.11
	81360-5950-100	Repair & Maint - Building	\$1,253.49	\$0.00	\$0.00	\$0.00	\$1,253.49
	81360-5950-900	Repair & Maint - Building	\$6,078.89	\$1,951.68	\$0.00	\$1,951.68	\$8,030.57
	82000-5950-200	Cart Lease	\$85,770.00	\$8,577.00	\$0.00	\$8,577.00	\$94,347.00
	82020-5950-100	Equipment Lease	\$71,400.00	\$7,140.00	\$0.00	\$7,140.00	\$78,540.00
	82060-5950-900	Off-Site Storage	\$2,060.00	\$206.00	\$0.00	\$206.00	\$2,266.00
	83000-5950-100	Utilities - Electric	\$2,927.49	\$358.37	\$0.00	\$358.37	\$3,285.86
	83000-5950-200	Utilities - Electric	\$6,589.30	\$636.54	\$0.00	\$636.54	\$7,225.84
	83020-5950-100	Utilities - Other	\$18,525.05	\$970.25	\$0.00	\$970.25	\$19,495.30
	83020-5950-900	Utilities - Other	\$21,221.69	\$2,797.25	\$0.00	\$2,797.25	\$24,018.94
	83030-5950-900	Utilities - Telephone/Fax	\$2,023.21	\$197.99	\$0.00	\$197.99	\$2,221.20
	83050-5950-100	Utilities - Water	\$2,224.87	\$204.36	\$0.00	\$204.36	\$2,429.23
	84040-5950-950	Adv/Promo - Mktg/Bus Dev	\$18,900.81	\$1,294.11	\$0.00	\$1,294.11	\$20,194.92
	84110-5950-950	Adv/Promo - Website	\$5,000.00	\$0.00	\$0.00	\$0.00	\$5,000.00
	85020-5950-900	Bank Charges	\$3,109.95	\$237.82	\$0.00	\$237.82	\$3,347.77
	85050-5950-900	Cash Short/(Over)	(\$39.37)	\$750.85	\$808.69	(\$57.84)	(\$97.21)
	85060-5950-900	Cell Phone	\$2,350.00	\$190.00	\$0.00	\$190.00	\$2,540.00
	85070-5950-900	City Surcharge R & R	\$35,663.61	\$2,553.89	\$0.00	\$2,553.89	\$38,217.50
	85120-5950-900	Credit Card Discounts	\$46,912.62	\$3,931.71	\$0.00	\$3,931.71	\$50,844.33
	85140-5950-900	Donations	(\$60.00)	\$0.00	\$686.00	(\$686.00)	(\$746.00)
	85150-5950-900	Dues & Subscriptions	\$2,639.49	\$0.00	\$0.00	\$0.00	\$2,639.49
	85160-5950-100	Education & Training	\$835.00	\$0.00	\$0.00	\$0.00	\$835.00
	85190-5950-100	Employee Relations	\$679.30	\$0.00	\$0.00	\$0.00	\$679.30
	85190-5950-900	Employee Relations	\$6,431.46	\$432.94	\$0.00	\$432.94	\$6,864.40
	85200-5950-100	Employee Testing	\$147.47	\$0.00	\$0.00	\$0.00	\$147.47
	85280-5950-900	Insurance Expense	\$78,390.18	\$10,897.24	\$1,600.00	\$9,297.24	\$87,687.42
	85320-5950-900	Member Relations	(\$3,775.88)	\$0.00	\$212.50	(\$212.50)	(\$3,988.38)
	85340-5950-900	Miscellaneous	\$8.23	\$0.00	\$0.00	\$0.00	\$8.23
	85390-5950-900	O/S - Accounting	\$15,500.00	\$0.00	\$0.00	\$0.00	\$15,500.00
	85430-5950-100	O/S - Other	\$3,000.00	\$2,850.00	\$0.00	\$2,850.00	\$5,850.00
	85480-5950-900	Payroll Processing Fee	\$4,483.36	\$459.84	\$0.00	\$459.84	\$4,943.20
	85490-5950-900	Postage/Shipping	\$1,806.78	\$96.91	\$33.90	\$63.01	\$1,869.79
	85610-5950-900	Tax/Licenses/Fees	(\$155.01)	\$0.00	\$30.00	(\$30.00)	(\$185.01)
	85710-5950-900	Travel - Meals	\$245.97	\$0.00	\$0.00	\$0.00	\$245.97
	85720-5950-900	Travel - Other	\$10,778.91	\$4.56	\$0.00	\$4.56	\$10,783.47
	89020-5950-900	Employee Meals	\$25.00	\$0.00	\$0.00	\$0.00	\$25.00
	90000-5950-900	Management Fee	\$63,873.85	\$6,400.00	\$0.00	\$6,400.00	\$70,273.85
	98020-5950-900	Deprec - Mach & Equip	\$231.20	\$23.12	\$0.00	\$23.12	\$254.32
	98040-5950-900	Deprec - Buildings	\$724.10	\$72.41	\$0.00	\$72.41	\$796.51
	R002A-5950-100	Rounds - Annual	11,913.00	336.00	0.00	336.00	12,249.00
	R003A-5950-100	Rounds - Group	14,702.00	294.00	0.00	294.00	14,996.00
	R005A-5950-100	Rounds - Green Fee - Hotel	44.00	0.00	0.00	0.00	44.00
	R006A-5950-100	Rounds - Green Fee - Junior	1,765.00	40.00	0.00	40.00	1,805.00
	R007A-5950-100	Rounds - Green Fee - League	15,019.00	19.00	0.00	19.00	15,038.00
	R010A-5950-100	Rounds - Green Fee - Non-Resident (Standard)	7,252.00	327.00	0.00	327.00	7,579.00
	R011A-5950-100	Rounds - Green Fee - Non-Revenue	690.00	54.00	0.00	54.00	744.00
	R012A-5950-100	Rounds - Green Fee - Outing	8,978.00	1.00	0.00	1.00	8,979.00
	R014A-5950-100	Rounds - Resident	52,946.00	1,345.00	0.00	1,345.00	54,291.00
	R015A-5950-100	Rounds - Green Fee - Senior	21,455.00	640.00	0.00	640.00	22,095.00
	R016A-5950-100	Rounds - Green Fee - Staff	4,468.00	132.00	0.00	132.00	4,600.00
	R017A-5950-100	Rounds - Green Fee - Trade	3,147.00	72.00	0.00	72.00	3,219.00
	R018A-5950-100	Rounds - Green Fee - Twilight	31.00	0.00	0.00	0.00	31.00
	R019A-5950-100	Rounds - Green Fee - Wholesale	409.00	3.00	0.00	3.00	412.00
	RCMWD-5950-100	Rounds - Complimentary - Weekday	15,846.00	0.00	0.00	0.00	15,846.00
	REMWd-5950-100	Rounds - Employee - Weekday	21,589.00	0.00	0.00	0.00	21,589.00
	RMBWD-5950-100	Rounds - Member - Weekday	80,170.00	0.00	0.00	0.00	80,170.00
	RPKWD-5950-100	Rounds - Peak - Weekday	450,023.00	0.00	0.00	0.00	450,023.00

TRIAL BALANCE SUMMARY FOR 2022

The Golf Club at Cypress Head

Inactive	Account	Description	Beginning Balance	Debit	Credit	Net Change	Ending Balance	
	RPKWE-5950-100	Rounds - Peak - Weekend	5,071.00	0.00	0.00	0.00	5,071.00	
		Grand Totals:	<u>Accounts</u> 174	<u>Beginning Balance</u> \$0.00	<u>Debit</u> \$881,585.22	<u>Credit</u> \$881,585.22	<u>Net Change</u> \$0.00	<u>Ending Balance</u> \$0.00

System: TRIAL BALANCE SUMMARY FOR 2022
 The Golf Club at Cypress Head
 General Ledger

9/13/2023

2:18:24 PM

Ranges: From: To: Date:
 Account: First Last Include:

Inactive	Account	Description	Beginning Balance
	10020-5950-900	Cash - Course Depository NEW	\$347,364.75
	10050-5950-900	Cash - Course Payroll BMO	\$32,374.72
	10100-5950-900	Cash - Course Other	\$850.00
	10180-5950-900	Cash - Pro Shop Bank	\$500.00
	11160-5950-900	A/R Member	\$1,580.72
	12000-5950-900	Inventory - Merchandise	\$99,594.34
	13020-5950-900	Prepaid Insurance	\$37,792.36
	13040-5950-900	Prepaid Exp - Other	\$9,655.70
	20100-5950-900	Machinery & Equipment	\$5,550.40
	20160-5950-900	Buildings and Improvements	\$30,597.54
	22040-5950-900	Accum. Deprec - Mach & Equip	(\$4,948.14)
	22080-5950-900	Accum. Deprec - Buildings	(\$27,121.81)
	30000-5950-900	Accts Pay - Trade	(\$62,474.99)
	30040-5950-900	Accts Pay - Other	(\$123,880.42)
	31000-5950-900	Accrued Expenses	(\$1,600.00)
	31020-5950-900	Accrued Payroll	(\$50,791.43)
	31080-5950-900	Accrued Tips Payable	(\$2,020.00)
	31220-5950-900	Accrued Sales Tax	(\$9,880.38)
	31400-5950-900	Accrued City Surcharge	\$0.00
	32000-5950-900	Deferred Rev - Rainchecks	(\$8,594.67)
	32020-5950-900	Deferred Rev - Outing Deposits	(\$12,749.06)
	32040-5950-900	Deferred Rev - Legacy GF Passes	(\$5,248.15)
	32050-5950-900	Deferred Revenue - Cypress GF Pas	(\$6,038.84)
	32070-5950-900	Deferred Rev - Gift Cards	(\$35,138.11)
	32100-5950-900	Deferred Rev - Credit Books	(\$10,582.27)
	32120-5950-900	Deferred Rev - Trail Fee Pass	(\$11,069.99)
	49020-5950-900	Retained Earnings - Current	(\$199.13)
	50000-5950-100	Green Fees - Annual Pass	(\$55,614.57)
	5002A-5950-100	Green Fee - Annual	\$0.00
	5003A-5950-100	Green Fee - Group	(\$97,974.41)
	50040-5950-100	Green Fees - Member	(\$4,247.60)
	5005A-5950-100	Green Fee - Hotel	(\$50.74)
	5006A-5950-100	Green Fee - Junior	(\$2,402.07)
	50070-5950-100	Green Fees - (surcharge)	(\$36,341.29)
	5007A-5950-100	Green Fee - League	(\$77,852.63)
	5010A-5950-100	Green Fee - Non-Resident (Standar	(\$120,518.10)
	5012A-5950-100	Green Fee - Outing	(\$74,644.47)
	5014A-5950-100	Green Fee - Resident	(\$325,846.42)
	5015A-5950-100	Green Fee - Senior	(\$240,634.60)

5016A-5950-100	Green Fee - Staff	(\$1.00)
5017A-5950-100	Green Fee - Trade	(\$108.06)
5018A-5950-100	Green Fee - Twilight	(\$58.90)
5019A-5950-100	Green Fee - Wholesale	(\$4,824.07)
50500-5950-200	Cart Fee 18	(\$463,611.74)
50520-5950-200	Cart Fee - Annual Trail	(\$71,067.51)
52090-5950-600	Handicap Fee	(\$5,289.00)
52150-5950-600	Lessons	(\$16,282.50)
52280-5950-600	Rental Clubs	(\$7,737.66)
52310-5950-600	Retail	(\$236,949.24)
53050-5950-220	Range Pass Revenue	(\$59,913.74)
56120-5950-100	City Surcharge R & R	(\$35,663.61)
60000-5950-600	COGS - Merchandise - Accessories	\$169,412.39
70000-5950-100	Gross Payroll - Salaried	\$109,635.77

System: TRIAL BALANCE SUMMARY FOR 2022

9/13/2023

2:18:24 PM

The Golf Club at Cypress Head

Inactive	Account	Description	Beginning Balance
	70000-5950-600	Gross Payroll - Salaried	\$34,810.28
	70000-5950-900	Gross Payroll - Salaried	\$125,198.78
	70000-5950-950	Gross Payroll - Salaried	\$21,430.44
	70010-5950-100	Gross Payroll - Hourly	\$218,327.69
	70010-5950-200	Gross Payroll - Hourly	\$119,977.03
	70010-5950-600	Gross Payroll - Hourly	\$56,456.12
	70010-5950-900	Gross Payroll - Hourly	\$553.01
	70010-5950-950	Gross Payroll - Hourly	\$6,893.10
	71000-5950-100	Payroll Tax - FICA	\$24,310.04
	71000-5950-200	Payroll Tax - FICA	\$9,495.94
	71000-5950-600	Payroll Tax - FICA	\$7,189.58
	71000-5950-900	Payroll Tax - FICA	\$8,292.65
	71000-5950-950	Payroll Tax - FICA	\$2,175.08
	71010-5950-100	Payroll Tax - UC	\$674.83
	71010-5950-200	Payroll Tax - UC	\$924.06
	71010-5950-600	Payroll Tax - UC	\$363.61
	71010-5950-900	Payroll Tax - UC	\$114.25
	71010-5950-950	Payroll Tax - UC	\$57.38
	71020-5950-100	Payroll Tax - WC	\$6,132.50
	71020-5950-200	Payroll Tax - WC	\$2,222.76
	71020-5950-600	Payroll Tax - WC	\$1,708.43
	71020-5950-900	Payroll Tax - WC	\$2,372.25
	71020-5950-950	Payroll Tax - WC	\$440.82
	71030-5950-100	Benefits	\$21,780.39
	71030-5950-200	Benefits	(\$137.77)
	71030-5950-600	Benefits	\$6,373.18
	71030-5950-900	Benefits	\$27,594.68
	71030-5950-950	Benefits	\$365.74
	80110-5950-200	Cart Supplies	\$700.54
	80120-5950-100	Chemicals	\$7,070.32

80170-5950-100	Course Accessories	\$6,588.27
80230-5950-100	Fertilizer	\$50,780.02
80250-5950-100	Flowers/Decor	\$1,771.27
80270-5950-100	Fuel	\$15,317.05
80280-5950-100	Fungicides	\$1,497.17
80320-5950-100	Herbicides	\$33,168.85
80370-5950-100	Insecticides	\$5,657.99
80380-5950-900	Janitorial Supplies	\$5,690.17
80420-5950-900	Laundry/Uniforms	\$1,504.31
80520-5950-600	Office Supplies	\$138.46
80520-5950-900	Office Supplies	\$6,289.80
80590-5950-600	Printing	\$1,090.00
80590-5950-900	Printing	\$15.50
80610-5950-220	Range Balls	\$5,792.14
80620-5950-220	Range Equipment	\$1,175.82
80630-5950-220	Range Expenses	\$1,983.31
80690-5950-100	Sand/Topdress	\$11,335.54
80710-5950-100	Seeds/Trees	\$7,010.00
80730-5950-100	Small Tools	\$492.93
80770-5950-100	Staff/Volunteer Uniforms	\$875.42
80780-5950-200	Supplies	\$4,037.93
80780-5950-600	Supplies	\$3,717.30
80810-5950-600	Tournament Expense	\$1,491.17
81010-5950-900	Alarm System	\$1,604.46
81090-5950-200	Cart Repairs	\$1,645.18
81130-5950-900	Computer Service	\$5,821.66
81140-5950-900	Contract Cleaning	\$6,855.90
81200-5950-900	Guest Relations	\$8,258.39
81220-5950-600	Handicap Expense	\$6,538.00
81250-5950-100	Irrigation	\$5,810.07

System: TRIAL BALANCE SUMMARY FOR 2022

9/13/2023

2:18:24 PM

The Golf Club at Cypress Head

Inactive	Account	Description	Beginning Balance
	81340-5950-100	Repair & Maint - Paths	\$251.43
	81350-5950-100	Repair & Maint - Equipment	\$22,689.26
	81350-5950-220	Repair & Maint - Equipment	\$3,768.02
	81350-5950-900	Repair & Maint - Equipment	\$2,751.11
	81360-5950-100	Repair & Maint - Building	\$1,253.49
	81360-5950-900	Repair & Maint - Building	\$6,078.89
	82000-5950-200	Cart Lease	\$85,770.00
	82020-5950-100	Equipment Lease	\$71,400.00
	82060-5950-900	Off-Site Storage	\$2,060.00
	83000-5950-100	Utilities - Electric	\$2,927.49
	83000-5950-200	Utilities - Electric	\$6,589.30
	83020-5950-100	Utilities - Other	\$18,525.05
	83020-5950-900	Utilities - Other	\$21,221.69
	83030-5950-900	Utilities - Telephone/Fax	\$2,023.21

83050-5950-100	Utilities - Water	\$2,224.87
84040-5950-950	Adv/Promo - Mktg/Bus Dev	\$18,900.81
84110-5950-950	Adv/Promo - Website	\$5,000.00
85020-5950-900	Bank Charges	\$3,109.95
85050-5950-900	Cash Short/(Over)	(\$39.37)
85060-5950-900	Cell Phone	\$2,350.00
85070-5950-900	City Surcharge R & R	\$35,663.61
85120-5950-900	Credit Card Discounts	\$46,912.62
85140-5950-900	Donations	(\$60.00)
85150-5950-900	Dues & Subscriptions	\$2,639.49
85160-5950-100	Education & Training	\$835.00
85190-5950-100	Employee Relations	\$679.30
85190-5950-900	Employee Relations	\$6,431.46
85200-5950-100	Employee Testing	\$147.47
85280-5950-900	Insurance Expense	\$78,390.18
85320-5950-900	Member Relations	(\$3,775.88)
85340-5950-900	Miscellaneous	\$8.23
85390-5950-900	O/S - Accounting	\$15,500.00
85430-5950-100	O/S - Other	\$3,000.00
85480-5950-900	Payroll Processing Fee	\$4,483.36
85490-5950-900	Postage/Shipping	\$1,806.78
85610-5950-900	Tax/Licenses/Fees	(\$155.01)
85710-5950-900	Travel - Meals	\$245.97
85720-5950-900	Travel - Other	\$10,778.91
89020-5950-900	Employee Meals	\$25.00
90000-5950-900	Management Fee	\$63,873.85
98020-5950-900	Deprec - Mach & Equip	\$231.20
98040-5950-900	Deprec - Buildings	\$724.10
R002A-5950-100	Rounds - Annual	11,913.00
R003A-5950-100	Rounds - Group	14,702.00
R005A-5950-100	Rounds - Green Fee - Hotel	44
R006A-5950-100	Rounds - Green Fee - Junior	1,765.00
R007A-5950-100	Rounds - Green Fee - League	15,019.00
R010A-5950-100	Rounds - Green Fee - Non-Resident	7,252.00
R011A-5950-100	Rounds - Green Fee - Non-Revenue	690
R012A-5950-100	Rounds - Green Fee - Outing	8,978.00
R014A-5950-100	Rounds - Resident	52,946.00
R015A-5950-100	Rounds - Green Fee - Senior	21,455.00
R016A-5950-100	Rounds - Green Fee - Staff	4,468.00
R017A-5950-100	Rounds - Green Fee - Trade	3,147.00
R018A-5950-100	Rounds - Green Fee - Twilight	31
R019A-5950-100	Rounds - Green Fee - Wholesale	409
RCMWD-5950-100	Rounds - Complimentary - Weekda	15,846.00
REMWD-5950-100	Rounds - Employee - Weekday	21,589.00
RMBWD-5950-100	Rounds - Member - Weekday	80,170.00
RPKWD-5950-100	Rounds - Peak - Weekday	450,023.00

The Golf Club at Cypress Head

Inactive	Account	Description	Beginning Balance
	RPKWE-5950-100	Rounds - Peak - Weekend	5,071.00
Accounts	Beginning Balance	Debit	Credit
Grand Tota		174	\$0.00 \$881,585.22

8/1/2023	8/31/2023	Sorted By:	Account
Posting, Unit	Print Currency In: Functional (Z-US\$)		
Debit	Credit	Net Change	Ending Balance
\$150,470.90	\$216,495.08	(\$66,024.18)	\$281,340.57
\$105,000.00	\$62,724.51	\$42,275.49	\$74,650.21
\$0.00	\$0.00	\$0.00	\$850.00
\$0.00	\$0.00	\$0.00	\$500.00
\$181,430.26	\$10,490.93	\$170,939.33	\$172,520.05
\$20,144.14	\$20,811.47	(\$667.33)	\$98,927.01
\$0.00	\$8,497.24	(\$8,497.24)	\$29,295.12
\$0.00	\$462.00	(\$462.00)	\$9,193.70
\$0.00	\$0.00	\$0.00	\$5,550.40
\$0.00	\$0.00	\$0.00	\$30,597.54
\$0.00	\$23.12	(\$23.12)	(\$4,971.26)
\$0.00	\$72.41	(\$72.41)	(\$27,194.22)
\$84,927.78	\$93,974.90	(\$9,047.12)	(\$71,522.11)
\$16,522.11	\$16,485.48	\$36.63	(\$123,843.79)
\$1,600.00	\$2,504.70	(\$904.70)	(\$2,504.70)
\$39,289.28	\$42,889.32	(\$3,600.04)	(\$54,391.47)
\$2,022.00	\$2.00	\$2,020.00	\$0.00
\$9,880.38	\$18,547.06	(\$8,666.68)	(\$18,547.06)
\$2,553.89	\$2,553.89	\$0.00	\$0.00
\$2,511.62	\$1,083.76	\$1,427.86	(\$7,166.81)
\$0.00	\$13,011.72	(\$13,011.72)	(\$25,760.78)
\$2,624.03	\$33,676.78	(\$31,052.75)	(\$36,300.90) 33676.78 (\$2,624.12)
\$3,019.44	\$40,691.71	(\$37,672.27)	(\$43,711.11) 40691.71 (\$3,019.40)
\$1,272.05	\$962.34	\$309.71	(\$34,828.40)
\$1,202.95	\$1,483.14	(\$280.19)	(\$10,862.46)
\$8,759.79	\$92,220.37	(\$83,460.58)	(\$94,530.57) 88499.24 (\$6,031.33)
\$0.00	\$0.00	\$0.00	(\$199.13)
\$0.00	\$5,643.47	(\$5,643.47)	(\$61,258.04)
\$13.96	\$13.96	\$0.00	\$0.00
\$0.00	\$4,801.91	(\$4,801.91)	(\$102,776.32)
\$0.00	\$808.19	(\$808.19)	(\$5,055.79)
\$0.00	\$0.00	\$0.00	(\$50.74)
\$0.00	\$196.98	(\$196.98)	(\$2,599.05)
\$2,553.89	\$5,107.77	(\$2,553.88)	(\$38,895.17)
\$0.00	\$273.00	(\$273.00)	(\$78,125.63)
\$0.00	\$9,123.68	(\$9,123.68)	(\$129,641.78)
\$0.00	\$0.00	\$0.00	(\$74,644.47)
\$4,492.45	\$25,566.13	(\$21,073.68)	(\$346,920.10)
\$0.00	\$17,523.01	(\$17,523.01)	(\$258,157.61)

\$0.00	\$0.00	\$0.00	(\$1.00)
\$0.00	\$0.00	\$0.00	(\$108.06)
\$0.00	\$0.00	\$0.00	(\$58.90)
\$5.49	\$0.00	\$5.49	(\$4,818.58)
\$0.00	\$32,473.06	(\$32,473.06)	(\$496,084.80)
\$1,984.69	\$7,023.35	(\$5,038.66)	(\$76,106.17)
\$0.00	\$237.00	(\$237.00)	(\$5,526.00)
\$0.00	\$840.00	(\$840.00)	(\$17,122.50)
\$0.00	\$623.39	(\$623.39)	(\$8,361.05)
\$0.00	\$27,611.03	(\$27,611.03)	(\$264,560.27)
\$0.00	\$4,383.83	(\$4,383.83)	(\$64,297.57)
\$0.00	\$2,553.89	(\$2,553.89)	(\$38,217.50)
\$19,763.18	\$0.00	\$19,763.18	\$189,175.57
\$17,845.10	\$6,191.16	\$11,653.94	\$121,289.71

Page:

2 User Date:

9/13/2023 User ID: ssnider

Credit	Net Change	Ending Balance	Debit
\$6,373.83	\$1,961.55	\$4,412.28	\$39,222.56
\$20,371.89	\$6,982.79	\$13,389.10	\$138,587.88
\$0.00	\$0.00	\$0.00	\$21,430.44
\$33,355.71	\$10,665.59	\$22,690.12	\$241,017.81
\$19,733.78	\$7,306.31	\$12,427.47	\$132,404.50
\$8,154.86	\$3,196.94	\$4,957.92	\$61,414.04
\$94.93	\$22.37	\$72.56	\$625.57
\$286.29	\$171.57	\$114.72	\$7,007.82
\$3,791.69	\$1,289.54	\$2,502.15	\$26,812.19
\$1,536.24	\$558.84	\$977.40	\$10,473.34
\$1,178.52	\$394.61	\$783.91	\$7,973.49
\$1,425.04	\$535.89	\$889.15	\$9,181.80
\$21.91	\$13.12	\$8.79	\$2,183.87
\$23.20	\$0.00	\$23.20	\$698.03
\$141.55	\$0.00	\$141.55	\$1,065.61
\$7.19	\$0.00	\$7.19	\$370.80
\$0.84	\$0.00	\$0.84	\$115.09
\$0.00	\$0.00	\$0.00	\$57.38
\$858.20	\$0.00	\$858.20	\$6,990.70
\$333.35	\$0.00	\$333.35	\$2,556.11
\$245.94	\$0.00	\$245.94	\$1,954.37
\$334.76	\$0.00	\$334.76	\$2,707.01
\$0.00	\$0.00	\$0.00	\$440.82
\$8,390.85	\$5,847.69	\$2,543.16	\$24,323.55
\$517.34	\$513.82	\$3.52	(\$134.25)
\$2,811.07	\$1,521.67	\$1,289.40	\$7,662.58
\$5,317.91	\$3,078.75	\$2,239.16	\$29,833.84
\$17.90	\$14.31	\$3.59	\$369.33
\$0.00	\$0.00	\$0.00	\$700.54
\$199.00	\$0.00	\$199.00	\$7,269.32

\$1,994.81	\$0.00	\$1,994.81	\$8,583.08
\$7,918.30	\$2,540.00	\$5,378.30	\$56,158.32
\$618.93	\$0.00	\$618.93	\$2,390.20
\$3,094.20	\$0.00	\$3,094.20	\$18,411.25
\$0.00	\$0.00	\$0.00	\$1,497.17
\$3,082.21	\$0.00	\$3,082.21	\$36,251.06
\$1,595.96	\$0.00	\$1,595.96	\$7,253.95
\$875.73	\$0.00	\$875.73	\$6,565.90
\$50.89	\$0.00	\$50.89	\$1,555.20
\$0.00	\$0.00	\$0.00	\$138.46
\$1,079.45	\$15.98	\$1,063.47	\$7,353.27
\$0.00	\$0.00	\$0.00	\$1,090.00
\$0.00	\$0.00	\$0.00	\$15.50
\$3,250.00	\$0.00	\$3,250.00	\$9,042.14
\$0.00	\$0.00	\$0.00	\$1,175.82
\$0.00	\$207.00	(\$207.00)	\$1,776.31
\$2,051.37	\$0.00	\$2,051.37	\$13,386.91
\$0.00	\$0.00	\$0.00	\$7,010.00
\$0.00	\$0.00	\$0.00	\$492.93
\$0.00	\$0.00	\$0.00	\$875.42
\$73.99	\$0.00	\$73.99	\$4,111.92
\$0.00	\$0.00	\$0.00	\$3,717.30
\$764.61	\$689.00	\$75.61	\$1,566.78
\$142.00	\$0.00	\$142.00	\$1,746.46
\$282.95	\$0.00	\$282.95	\$1,928.13
\$819.50	\$0.00	\$819.50	\$6,641.16
\$912.50	\$0.00	\$912.50	\$7,768.40
\$0.00	\$0.00	\$0.00	\$8,258.39
\$0.00	\$0.00	\$0.00	\$6,538.00
\$175.00	\$0.00	\$175.00	\$5,985.07

Page:

3 User Date:

9/13/2023 User ID: ssnider

Credit	Net Change	Ending Balance	Debit
\$0.00	\$0.00	\$0.00	\$251.43
\$4,004.81	\$28.05	\$3,976.76	\$26,666.02
\$0.00	\$0.00	\$0.00	\$3,768.02
\$150.00	\$0.00	\$150.00	\$2,901.11
\$0.00	\$0.00	\$0.00	\$1,253.49
\$1,951.68	\$0.00	\$1,951.68	\$8,030.57
\$8,577.00	\$0.00	\$8,577.00	\$94,347.00
\$7,140.00	\$0.00	\$7,140.00	\$78,540.00
\$206.00	\$0.00	\$206.00	\$2,266.00
\$358.37	\$0.00	\$358.37	\$3,285.86
\$636.54	\$0.00	\$636.54	\$7,225.84
\$970.25	\$0.00	\$970.25	\$19,495.30
\$2,797.25	\$0.00	\$2,797.25	\$24,018.94
\$197.99	\$0.00	\$197.99	\$2,221.20

\$204.36	\$0.00	\$204.36	\$2,429.23
\$1,294.11	\$0.00	\$1,294.11	\$20,194.92
\$0.00	\$0.00	\$0.00	\$5,000.00
\$237.82	\$0.00	\$237.82	\$3,347.77
\$750.85	\$808.69	(\$57.84)	(\$97.21)
\$190.00	\$0.00	\$190.00	\$2,540.00
\$2,553.89	\$0.00	\$2,553.89	\$38,217.50
\$3,931.71	\$0.00	\$3,931.71	\$50,844.33
\$0.00	\$686.00	(\$686.00)	(\$746.00)
\$0.00	\$0.00	\$0.00	\$2,639.49
\$0.00	\$0.00	\$0.00	\$835.00
\$0.00	\$0.00	\$0.00	\$679.30
\$432.94	\$0.00	\$432.94	\$6,864.40
\$0.00	\$0.00	\$0.00	\$147.47
\$10,897.24	\$1,600.00	\$9,297.24	\$87,687.42
\$0.00	\$212.50	(\$212.50)	(\$3,988.38)
\$0.00	\$0.00	\$0.00	\$8.23
\$0.00	\$0.00	\$0.00	\$15,500.00
\$2,850.00	\$0.00	\$2,850.00	\$5,850.00
\$459.84	\$0.00	\$459.84	\$4,943.20
\$96.91	\$33.90	\$63.01	\$1,869.79
\$0.00	\$30.00	(\$30.00)	(\$185.01)
\$0.00	\$0.00	\$0.00	\$245.97
\$4.56	\$0.00	\$4.56	\$10,783.47
\$0.00	\$0.00	\$0.00	\$25.00
\$6,400.00	\$0.00	\$6,400.00	\$70,273.85
\$23.12	\$0.00	\$23.12	\$254.32
\$72.41	\$0.00	\$72.41	\$796.51
336	0	336	12,249.00
294	0	294	14,996.00
0	0	0	44
40	0	40	1,805.00
19	0	19	15,038.00
327	0	327	7,579.00
54	0	54	744
1	0	1	8,979.00
1,345.00	0	1,345.00	54,291.00
640	0	640	22,095.00
132	0	132	4,600.00
72	0	72	3,219.00
0	0	0	31
3	0	3	412
0	0	0	15,846.00
0	0	0	21,589.00
0	0	0	80,170.00
0	0	0	450,023.00

Credit	Net Change	Ending Balance	Debit	
	0	0	0	5,071.00
Net Change	Ending Balance			
\$881,585.22	\$0.00	\$0.00		

ref	holder_typ	holder_nam	member_n	player_type	total	deposit	owing	last_30
X34O-IQYL	Customers	Bill Ferguson		Cypress anc	-\$5,779.83	0	-5779.83	-5779.83
TYWA-O00I	Customers	Gary Brideau		Cypress anc	-\$5,779.83	0	-5779.83	-5779.83
CAD8-2E0F	Customers	James Wescoat		Cypress anc	-\$5,779.83	0	-5779.83	-5779.83
NY8B-89II	Customers	Jack Nedorostek		Cypress anc	-\$5,778.84	0	-5778.84	-5778.84
LSMW-SF7C	Customers	Tim Mga Hill		Cypress anc	-\$4,328.56	0	-4328.56	-4328.56
3XQO-UCKI	Customers	Bob Aguzzi		Cypress anc	-\$4,328.56	0	-4328.56	-4328.56
WS4E-B8Gf	Customers	Norm Fry		Cypress anc	-\$4,328.56	0	-4328.56	-4328.56
CB4P-DGXL	Customers	Richard Nass		Cypress anc	-\$4,328.56	0	-4328.56	-4328.56
81A8-IOV3	Customers	Randall Bodkin		Cypress anc	-\$4,328.56	0	-4328.56	-4328.56
V9L2-HJ4W	Customers	Bill Bonnell		Legacy and	-\$4,184.64	0	-4184.64	-4184.64
O8NY-OTPV	Customers	James Salyers		Legacy and	-\$4,184.64	0	-4184.64	-4184.64
ZL2N-WZOY	Customers	Ron Sanders		Legacy and	-\$4,184.64	0	-4184.64	-4184.64
O2QL-ANPJ	Customers	Leonard Olszewski		Legacy and	-\$4,184.64	0	-4184.64	-4184.64
RBEG-A2HX	Customers	Tom Champion		Legacy and	-\$4,184.64	0	-4184.64	-4184.64
1LTW-SF3J	Customers	Joe Alosky		Legacy and	-\$4,184.64	0	-4184.64	-4184.64
BVSC-WU1I	Customers	Kate Smith		Legacy and	-\$3,530.37	0	-3530.37	-3530.37
4OHD-MJB!	Customers	Charles Thibodeau		Legacy and	-\$3,530.37	0	-3530.37	-3530.37
9TEY-JMRT	Customers	William Rieger		Legacy and	-\$3,530.37	0	-3530.37	-3530.37
0KJG-36LA	Customers	Richard Lee		Legacy and	-\$3,530.37	0	-3530.37	-3530.37
A9KS-VB4H	Customers	Kj "Ken" Johnson		Legacy and	-\$3,530.37	0	-3530.37	-3530.37
XFCP-EL58	Customers	Ken Tracy		Legacy and	-\$3,530.37	0	-3530.37	-3530.37
UX0R-IE14	Customers	Bill Schell		Legacy and	-\$3,486.37	0	-3486.37	-3486.37
1VDQ-FEM!	Customers	Doug "Roy" Vaughn		Legacy Only	-\$2,790.65	0	-2790.65	-2790.65
E5QW-K7PI	Customers	George Schroeter		Legacy and	-\$2,790.65	0	-2790.65	-2790.65
ZC1U-X4SD	Customers	Jim Mga Walsh		Cypress On	-\$2,479.26	0	-2479.26	-2479.26
H43G-U23C	Customers	Dick Lindeke		Cypress On	-\$2,479.26	0	-2479.26	-2479.26
Z9FJ-I41H	Customers	Rick Ryan		Cypress On	-\$2,479.26	0	-2479.26	-2479.26
J3DI-5OAU	Customers	Thomas Lee		Cypress On	-\$2,479.26	0	-2479.26	-2479.26
LOIY-XIF2	Customers	Bruce Mcknight		Cypress On	-\$2,479.26	0	-2479.26	-2479.26
T2D6-7K5U	Customers	Keith Saunders		Cypress On	-\$2,479.26	0	-2479.26	-2479.26
BFLF-Y9IF	Customers	Mike Bagnato		Trail Only	-\$1,849.31	0	-1849.31	-1849.31
CMM9-1SB	Customers	Bob Hoebing		Trail Only	-\$1,849.31	0	-1849.31	-1849.31
WGR1-HFH	Customers	Guy Favicchio		Trail Only	-\$1,849.31	0	-1849.31	-1849.31
7GIB-AM9E	Customers	Barb Benedict		Trail Only	-\$1,849.31	0	-1849.31	-1849.31
7QD3-B06C	Customers	Aldo Marino		Trail Only	-\$1,849.31	0	-1849.31	-1849.31
GDXI-YHB7	Customers	Gary Howard		Trail Only	-\$1,849.31	0	-1849.31	-1849.31
5IJT-CRAC	Customers	Gene Boggs		Trail Only	-\$1,849.31	0	-1849.31	-1849.31
13OW-CG0	Customers	Don Miller		Trail Only	-\$1,849.31	0	-1849.31	-1849.31
93DV-1BSG	Customers	Norm Prather		Trail Only	-\$1,849.31	0	-1849.31	-1849.31
9PFN-JTCC	Customers	Jean McMahan		Trail Only	-\$1,849.31	0	-1849.31	-1849.31
273K-YX4W	Customers	Carole Colby		Trail Only	-\$1,849.31	0	-1849.31	-1849.31
O7A9-S3UX	Customers	Tony Delmonte		Trail Only	-\$1,849.31	0	-1849.31	-1849.31
TB3U-ZAGV	Customers	Gene Borloglou		Trail Only	-\$1,849.31	0	-1849.31	-1849.31
296T-MPFF	Customers	Nino Dipilato		Trail Only	-\$1,849.31	0	-1849.31	-1849.31
XQYR-J8SX	Customers	Judy Henchar		Trail Only	-\$1,849.31	0	-1849.31	-1849.31
GT27-06QI	Customers	Lynn Rill		Trail Only	-\$1,849.31	0	-1849.31	-1849.31

9K4L-R4BP Customers\ Dan Ritchie	Trail Only	-\$1,849.31	0	-1849.31	-1849.31
PCOW-4I3RCustomers\ Ronald Perry	Trail Only	-\$1,849.31	0	-1849.31	-1849.31
6WHM-J67 Customers\ Bill Schieder	Trail Only	-\$1,849.31	0	-1849.31	-1849.31
PN0B-Q3IHCcustomers\ Betsy Speidel	Trail Only	-\$1,849.31	0	-1849.31	-1849.31
S5QW-09K\Customers\ Tony Simunac	Trail Only	-\$1,849.31	0	-1849.31	-1849.31
JTE1-5I9M Customers\ Jeff Trout	Trail Only	-\$1,849.31	0	-1849.31	-1849.31
XKOI-1BE6 Customers\ Jane Taylor	Trail Only	-\$1,842.72	0	-1842.72	-1842.72
6C5I-UISR Customers\ Joe Sheehan	Trail Only	-\$1,723.31	0	-1723.31	-1723.31
KKYE-TP4F Customers\ John Reppert	Legacy Only	-\$1,681.06	0	-1681.06	-1681.06
G2MI-HYIV Customers\ Mark Grose	Legacy Only	-\$1,681.06	0	-1681.06	-1681.06
VGX1-POM Customers\ Judy Engel	Legacy Only	-\$1,681.06	0	-1681.06	-1681.06
9R74-V0CCCustomers\ Dotty Newcomer	Legacy Only	-\$1,661.06	0	-1661.06	-1661.06
4J9W-JDG6Customers\ Brian Goymour	Non Reside	-\$1,109.59	0	-1109.59	-1109.59
X559-CLXR Customers\ Steve Lind	Trail Only	-\$1,109.59	0	-1109.59	-1109.59
L3UA-HIYS Customers\ Tim Sweet	Trail Only	-\$1,109.59	0	-1109.59	-1109.59
2Q3F-3VQECustomers\ Jeff Vaughn	Trail Only	-\$1,109.59	0	-1109.59	-1109.59
RKKI-ML3HCustomers\ Kevin Walters	Port Orange	-\$1,109.59	0	-1109.59	-1109.59
DX6E-4N4DCustomers\ Mark Carter	Trail Only	-\$1,022.59	0	-1022.59	-1022.59
	LS	-\$172,520.05			

adjustment made

GL -\$165,058.33

 -\$7,461.72 dr 11160 cr 32020

August 2023 Inventory Final

System ID	Custom SKI Item	Remaining	Total Cost	Avg. Cost	Sale Price	Margin
#####	4074 30th Anniv - Ahead T-Shirt	3	\$44.61	\$14.87	\$26.95	44.82%
#####	3218 Ahead Hats	6	\$82.44	\$13.74	\$22.50	38.93%
#####	3220 Ahead Palmer Sun Hats	10	\$198.70	\$19.87	\$39.00	49.05%
#####	4269 Arnold Palmer Snacks	18	\$55.44	\$3.08	\$4.00	23%
#####	4134 Asics Gel Glide Shoes	3	\$203.73	\$67.91	\$119.00	42.93%
#####	3372 Bagtag	8	\$40.00	\$5.00	\$15.00	66.67%
#####	3323 Ball Marker	1	\$1.39	\$1.39	\$2.82	50.71%
#####	1613 Bridgestone Tour B Sleeve	29	\$278.01	\$9.59	\$15.00	36.09%
#####	4159 Bushnell Ion Elite Watch	2	\$263.53	\$131.77	\$199.99	34.11%
#####	4128 Bushnell Wingman	2	\$257.64	\$128.82	\$200.00	35.59%
#####	4113 Callaway Ladies 1/2 Zip	2	\$81.04	\$40.52	\$79.00	48.71%
#####	3523 Callaway Beanie/Headband	11	\$185.57	\$16.87	\$29.90	43.58%
#####	3906 Callaway Cap \$37	44	\$912.70	\$20.74	\$37.00	43.94%
#####	3858 Callaway Chrome Soft Sleeve	129	\$1,151.25	\$8.92	\$14.99	40.46%
#####	4208 Callaway Coronado V2 Shoes	10	\$612.64	\$61.26	\$110.00	44.31%
#####	3997 Callaway Divot Tool	5	\$50.00	\$10.00	\$15.50	35.48%
#####	3736 Callaway ERC Sleeve	62	\$431.77	\$6.96	\$12.00	41.97%
#####	4037 Callaway Fairway Stand Bag	4	\$660.20	\$165.05	\$279.00	40.84%
#####	3891 Callaway Hightail Hat	9	\$156.69	\$17.41	\$29.99	41.95%
#####	4158 Callaway HI Zero Stand Bag	3	\$516.60	\$172.20	\$249.00	30.84%
#####	4103 Callaway Jaws Raw Wedge	11	\$1,349.70	\$122.70	\$179.00	31.45%
#####	4009 Callaway Ladies Polo	1	\$34.04	\$34.04	\$59.00	42.31%
#####	3687 Callaway Matte Jar Ball	48	\$82.56	\$1.72	\$3.76	54.26%
#####	4016 Callaway Mens 1/2 Zip	2	\$88.94	\$44.47	\$89.90	50.53%
#####	4123 Callaway Mens Solid Polo	1	\$32.41	\$32.41	\$59.00	45.07%
#####	3901 Callaway Org14 Cart Bag	5	\$958.62	\$191.72	\$279.00	31.28%
#####	4285 Callaway Paradym Driver	2	\$829.39	\$414.70	\$599.90	30.87%
#####	4283 Callaway Paradym FM	8	\$1,919.84	\$239.98	\$349.90	31.41%
#####	4245 Callaway Paradym FM - DEMO	10	\$2,039.60	\$203.96	\$349.90	41.71%
#####	4284 Callaway Paradym Hybrid	3	\$618.24	\$206.08	\$299.90	31.28%
#####	4246 Callaway Paradym Hybrid - DEI	5	\$889.70	\$177.94	\$299.00	40.49%
#####	4286 Callaway Paradym Irons 5-AW	1	\$977.91	\$977.91	\$1,399.90	30.14%
#####	4012 Callaway Rain Gloves	53	\$763.73	\$14.41	\$28.90	50.14%
#####	4207 Callaway Solana Trx V2 Shoes	2	\$127.04	\$63.52	\$109.90	42.20%
#####	3336 Callaway Supersoft Sleeve	189	\$864.45	\$4.57	\$8.00	42.83%
#####	4047 Callaway Tour Glove	148	\$2,264.40	\$15.30	\$27.50	44.36%
#####	4168 Callaway Tri Hot Putter	2	\$548.48	\$274.24	\$399.00	31.27%
#####	4244 Callaway Valuables Pouch	42	\$791.70	\$18.85	\$34.90	45.99%
#####	Callaway Warbird Dozen	3	\$44.10	\$14.70	\$21.60	31.94%
#####	3885 Callaway Weather Spann Glove	272	\$2,123.34	\$7.81	\$16.90	53.81%
#####	3508 Candy	55	\$51.70	\$0.94	\$1.88	50%
#####	4148 Cleveland CBX Zipcore Graphit	4	\$426.20	\$106.55	\$159.99	33.40%
#####	4145 Cleveland CBX Zipcore Graphit	1	\$72.48	\$72.48	\$159.00	54.42%
#####	4138 Cleveland CBX Zipcore Wedge	3	\$305.25	\$101.75	\$149.00	31.71%
#####	4146 Cleveland CBX Zipcore Wedge	1	\$68.14	\$68.14	\$149.00	54.27%

#####	4147 Cleveland Smartsole Wedge	3	\$260.91	\$86.97	\$129.00	32.58%
#####	4144 Cleveland Smartsole Wedge - I	1	\$59.33	\$59.33	\$129.00	54.01%
#####	4174 CB Clique Polo	1	\$16.56	\$16.56	\$32.90	49.67%
#####	4191 CB Clique Sweatshirt	1	\$19.80	\$19.80	\$42.90	53.85%
#####	4070 Devant Towel	28	\$455.28	\$16.26	\$28.00	41.93%
#####	3876 Cypress Head Divot Tool Blade	15	\$116.25	\$7.75	\$15.50	50%
#####	4307 FJ Cap	11	\$170.39	\$15.49	\$32.00	51.59%
#####	4125 FJ Flex Shoes	11	\$625.68	\$56.88	\$99.00	42.55%
#####	4242 FJ Fuel Shoes	12	\$878.04	\$73.17	\$129.90	43.67%
#####	4276 FJ Hyperflex Carbon Shoes	3	\$355.14	\$118.38	\$199.00	40.51%
#####	4096 FJ Mens Socks	36	\$188.64	\$5.24	\$10.00	47.60%
#####	4180 FJ Outer \$120	4	\$230.84	\$57.71	\$119.90	51.87%
#####	4182 FJ Outer \$90	2	\$86.42	\$43.21	\$89.90	51.94%
#####	4211 FJ Polo	26	\$1,059.21	\$40.74	\$80.00	49.08%
#####	4181 FJ Stasof Glove	115	\$1,548.57	\$13.47	\$26.50	49.19%
#####	4308 FJ Sunsleeves	7	\$109.55	\$15.65	\$30.00	47.83%
#####	3935 FJ Traditions Shoes - Ladies	10	\$623.00	\$62.30	\$119.99	48.08%
#####	4241 FJ Traditions Shoes - Mens	2	\$157.86	\$78.93	\$139.90	43.58%
#####	1109 FJ Weathersof Glove	156	\$1,059.84	\$6.79	\$14.99	54.68%
#####	3266 Gatorade	136	\$102.00	\$0.75	\$2.82	73.40%
#####	3897 Bridgestone Ladies Glove	8	\$41.60	\$5.20	\$12.00	56.67%
#####	3629 Callaway Opti Flex Glove	17	\$161.67	\$9.51	\$16.95	43.89%
#####	4011 Callaway Junior Glove	19	\$133.19	\$7.01	\$13.95	49.75%
#####	1092 Ahead Hatclips	5	\$26.65	\$5.33	\$8.99	40.71%
#####	4195 Imperial Beanie	34	\$382.16	\$11.24	\$22.90	50.92%
#####	4194 Imperial Bucket Hat	1	\$15.97	\$15.97	\$31.90	49.94%
#####	4193 Imperial Cap	9	\$110.25	\$12.25	\$24.90	50.80%
#####	4170 License Plate	11	\$88.22	\$8.02	\$15.90	49.56%
#####	4081 Logo Ball	295	\$398.25	\$1.35	\$2.82	52.13%
#####	4166 Nexbelt \$59	19	\$581.88	\$30.63	\$59.00	48.09%
#####	4167 Nexbelt \$99	1	\$50.69	\$50.69	\$99.00	48.80%
#####	4040 OGIO Fuse 4 Stand Bag	1	\$147.60	\$147.60	\$229.00	35.55%
#####	4157 OGIO Woode Cart Bag	2	\$344.72	\$172.36	\$279.00	38.22%
#####	2117 Poker Chip	179	\$161.10	\$0.90	\$3.00	70%
#####	4306 Protein Bars 1st And 10th Tee	60	\$91.92	\$1.53	\$2.82	45.67%
#####	4222 Pukka Cap	81	\$1,370.37	\$16.92	\$30.00	43.61%
#####	3487 Snacks	53	\$23.50	\$0.44	\$1.88	76.41%
#####	3899 FJ Ladies Roll Top Socks	14	\$67.62	\$4.83	\$8.99	46.27%
#####	3267 Soda/Arnold Palmer	203	\$97.09	\$0.48	\$1.88	74.56%
#####	4142 Srixon All Weather Glove	82	\$468.22	\$5.71	\$11.00	48.09%
#####	4143 Srixon Cabretta Glove	85	\$740.35	\$8.71	\$17.00	48.76%
#####	4136 Srixon Q-Star Sleeve	157	\$848.23	\$5.40	\$8.00	32.47%
#####	3831 Srixon Soft Feel Sleeve	159	\$601.53	\$3.78	\$6.50	41.80%
#####	4135 Srixon Z-Star Sleeve	106	\$802.50	\$7.57	\$12.00	36.91%
#####	4232 Srixon ZX Iron Set - 7 Piece	1	\$793.61	\$793.61	\$1,199.90	33.86%
#####	4229 Sun Mountain C-130 Bag	1	\$185.08	\$185.08	\$299.90	38.29%
#####	4188 Sun Mountain Rain Jacket	10	\$501.42	\$50.14	\$99.00	49.35%

#####	4187 Sun Mountain Rain Pants	3	\$110.35	\$36.78	\$74.90	50.89%
#####	4253 Surface 1.5 Oz Lotion	38	\$134.52	\$3.54	\$6.90	48.70%
#####	4310 Surface 3 Oz Lotion	13	\$72.54	\$5.58	\$9.90	43.64%
#####	4311 Surface 6 Oz Spray	24	\$218.88	\$9.12	\$16.00	43%
#####	4252 Surface Face Stick	20	\$127.76	\$6.39	\$12.00	46.77%
#####	4254 Surface Lip Balm	85	\$175.10	\$2.06	\$3.90	47.18%
#####	4209 TaylorMade TP5 Sleeve	273	\$2,402.64	\$8.80	\$15.00	41.33%
#####	4268 TaylorMade Cart Lite Bag	2	\$380.02	\$190.01	\$290.00	34.48%
#####	4260 TaylorMade Crossover Bag	1	\$214.86	\$214.86	\$299.90	28.36%
#####	4272 TaylorMade Crossover Bag - DI	2	\$260.00	\$130.00	\$279.90	53.55%
#####	4296 TaylorMade MG3 Wedge	2	\$260.54	\$130.27	\$179.90	27.59%
#####	4259 TaylorMade MG3 Wedge - DEM	3	\$281.25	\$93.75	\$179.90	47.89%
#####	4289 TaylorMade Stealth Driver - DE	4	\$1,135.44	\$283.86	\$600.00	52.69%
#####	4299 TaylorMade Stealth FM	2	\$495.45	\$247.73	\$349.90	29.20%
#####	4300 TaylorMade Stealth Hybrid	1	\$204.59	\$204.59	\$279.90	26.91%
#####	4293 TaylorMade Stealth Hybrid - DI	3	\$390.45	\$130.15	\$279.90	53.50%
#####	4290 TaylorMade Stealth+ Driver - D	1	\$324.78	\$324.78	\$629.90	48.44%
#####	4292 TaylorMade Stealth+ FM - DEN	1	\$233.28	\$233.28	\$450.00	48.16%
#####	4313 TaylorMade Stealth+ Hybrid	1	\$203.29	\$203.29	\$299.90	32.21%
#####	4294 TaylorMade Stealth+ Hybrid - I	1	\$156.78	\$156.78	\$299.90	47.72%
#####	4287 TaylorMade Tour Staff Bag	1	\$492.00	\$492.00	\$599.90	17.99%
#####	2242 Bag Tees - 15	347	\$124.92	\$0.36	\$0.94	61.70%
#####	4150 Tempercraft 20 Oz Tumbler	7	\$112.00	\$16.00	\$32.00	50%
#####	4149 Tempercraft 22 Oz Bottle	6	\$105.00	\$17.50	\$35.00	50%
#####	4117 Tifosi Sunglasses	37	\$498.08	\$13.46	\$26.99	50.12%
#####	3693 Titleist AVX Sleeve	40	\$416.16	\$10.40	\$16.00	34.98%
#####	4255 Titleist Backpack	2	\$169.98	\$84.99	\$139.90	39.25%
#####	4236 Titleist Cap - \$32	15	\$231.12	\$15.41	\$32.00	51.85%
#####	1599 Titleist Cap - \$37	80	\$1,392.15	\$17.40	\$37.00	52.97%
#####	1050 Titleist Pro V1 Sleeve	179	\$1,845.38	\$10.31	\$16.00	35.57%
#####	4266 Titleist Stand Bag	2	\$305.42	\$152.71	\$225.00	32.13%
#####	1051 Titleist Tour Soft Sleeve	171	\$1,181.97	\$6.91	\$11.00	37.16%
#####	4178 Titleist Tour Speed Sleeve	146	\$1,136.20	\$7.78	\$12.00	35.15%
#####	1823 Titleist Trufeel Sleeve	110	\$534.46	\$4.86	\$8.00	39.27%
#####	4265 Titleist TSR Driver	3	\$1,230.95	\$410.32	\$599.00	31.50%
#####	4249 Titleist TSR Driver-DEMO	2	\$495.94	\$247.97	\$599.00	58.60%
#####	4217 Titleist TSR Fairway	2	\$486.72	\$243.36	\$349.00	30.27%
#####	4250 Titleist TSR Fairway-DEMO	2	\$298.94	\$149.47	\$349.00	57.17%
#####	4251 Titleist TSR Hybrid - DEMO	2	\$266.56	\$133.28	\$299.00	55.42%
#####	4213 Titleist Vokey Wedge	6	\$769.95	\$128.33	\$179.00	28.31%
#####	4288 TaylorMade Stealth Irons 5-AV	1	\$470.44	\$470.44	\$1,100.00	57.23%
#####	4270 TaylorMade Stealth Irons 5-AV	1	\$440.01	\$440.01	\$999.90	55.99%
#####	4224 US Kids Driver - Demo	8	\$287.92	\$35.99	\$79.90	54.96%
#####	4196 US Kids UI48 5-Club Set	1	\$195.64	\$195.64	\$289.90	32.51%
#####	4197 US Kids UI51 7-Club Set	1	\$234.64	\$234.64	\$349.90	32.94%
#####	4219 Volvik 4 Ball Pack	2	\$28.24	\$14.12	\$20.90	32.44%
#####	4218 Volvik 6 Ball Pack	3	\$51.36	\$17.12	\$25.90	33.90%

#####	4221 Yatta Half Zip	2	\$63.74	\$31.87	\$59.90	46.79%
#####	3512 Zero Friction Tees	133	\$178.65	\$1.34	\$3.50	61.62%
#####	4171 Zeus Battery 2-Pack	3	\$25.29	\$8.43	\$15.00	43.80%
#####	4177 Pinnacle - 15 Ball Pack	47	\$702.18	\$14.94	\$22.00	32.09%
#####	4323 TaylorMade Spider GTX Putter	1	\$193.77	\$193.77	\$350.00	44.64%
#####	Sun Mountain Sync Bag	2	\$325.54	\$162.77	\$275.00	40.81%
#####	Pukka Visor	22	\$361.68	\$16.44	\$32.00	48.63%
#####	Titleist Cap - \$40	14	\$270.80	\$19.34	\$40.00	51.64%
#####	Bug Bracelet	38	\$21.28	\$0.56	\$1.88	70.21%
#####	Cosmo Tees - 5	750	\$420.00	\$0.56	\$1.88	70.21%
#####	Callaway Jaws Raw Wedge - Df	6	\$661.08	\$110.18	\$179.00	38.45%
#####	Callaway Mens Fashion Polo	1	\$40.27	\$40.27	\$69.00	41.64%
#####	4318 Callaway Paradym Driver - DEN	5	\$1,774.45	\$354.89	\$599.00	40.75%
#####	4347 CB Mens Solid Pique	5	\$96.35	\$19.27	\$45.00	57.18%
#####	Frogger Brush	3	\$36.60	\$12.20	\$20.00	39%
#####	4343 IBKUL \$95	53	\$2,681.10	\$50.59	\$95.00	46.75%
#####	4345 IBKUL Skort \$85	6	\$281.22	\$46.87	\$85.00	44.86%
#####	4350 Imperial Visor	36	\$435.96	\$12.11	\$25.00	51.56%
#####	4348 Saltwater Born UPF50 Sunshirt	49	\$1,214.51	\$24.79	\$48.00	48.36%
#####	Scales Cart Bag	1	\$384.68	\$384.68	\$600.00	35.89%
#####	2485 Scotty Cameron Super Select P	2	\$636.00	\$318.00	\$450.00	29.33%
#####	4334 TaylorMade Hydroblast Putter	2	\$253.04	\$126.52	\$210.00	39.75%
#####	4324 TaylorMade Spider GTX Putter	1	\$193.74	\$193.74	\$350.00	44.65%
#####	4267 Titleist Cart 14 Bag	2	\$302.48	\$151.24	\$250.00	39.50%
#####	Titleist Tour Bag 1992	1	\$332.55	\$332.55	\$625.00	46.79%
#####	3636 Titleist Velocity Sleeve	61	\$352.85	\$5.78	\$9.00	35.73%
#####	3698 Callaway Umbrella	11	\$446.38	\$40.58	\$60.00	32.37%
#####	Scales Polo - \$77	69	\$2,775.70	\$40.23	\$77.00	47.76%
#####	Cypress Water	6315	\$3,031.20	\$0.48	\$1.88	74.47%
#####	Zero Friction SUPERTUBE	63	\$725.55	\$11.52	\$18.00	36.02%
#####	Callaway Shorts	5	\$186.75	\$37.35	\$69.00	45.87%
#####	IBKUL - \$85	4	\$187.16	\$46.79	\$85.00	44.95%
#####	TaylorMade Flex Tech Lite Bag	2	\$367.16	\$183.58	\$270.00	32.01%
#####	Bushnell V6 Patriot	3	\$610.41	\$203.47	\$299.00	31.95%
#####	Bushnell V6 Shift	1	\$263.32	\$263.32	\$400.00	34.17%
#####	TaylorMade Stripe Sleeve	206	\$1,561.48	\$7.58	\$12.00	36.83%
#####	Callaway Big Bertha Driver	1	\$350.64	\$350.64	\$499.00	29.73%
#####	Mizuno LW-C Cart Bag	1	\$144.50	\$144.50	\$239.00	39.54%
#####	Mizuno 6-Way Stand Bag	2	\$352.00	\$176.00	\$279.00	36.92%
#####	Mizuno Lightweight Stand Bag	2	\$334.00	\$167.00	\$269.00	37.92%
#####	Mizuno BR-D2 Carry Bag	1	\$113.00	\$113.00	\$189.00	40.21%
#####	Mizuno Cap	11	\$153.89	\$13.99	\$30.00	53.37%
#####	Mizuno Tour Staff Bag	1	\$270.00	\$270.00	\$599.00	54.92%
#####	Mizuno JPX923 Hot Metal Iron	1	\$780.08	\$780.08	\$1,099.00	29.02%
#####	Mizuno JPX923 Forged Irons 4-	1	\$932.28	\$932.28	\$1,299.00	28.23%
#####	Bushnell PRO X3	1	\$375.66	\$375.66	\$599.00	37.29%
#####	Mizuno S23 Wedge	4	\$318.92	\$79.73	\$159.00	49.86%

#####	Mizuno ST 230 Driver	1	\$256.53	\$256.53	\$499.00	48.59%
#####	Mizuno M Craft Putter	4	\$619.57	\$154.89	\$349.00	55.62%
#####	Callaway Big Bertha Driver - DE	3	\$867.08	\$289.03	\$499.00	42.08%
#####	Callaway Big Bertha FM - DEMO	3	\$524.77	\$174.92	\$299.00	41.50%
#####	Callaway Big Bertha Hybrid - D	4	\$620.74	\$155.19	\$259.00	40.08%
#####	Bushnell Wingman MINI	10	\$653.70	\$65.37	\$99.00	33.97%
#####	FJ Originals Shoes	2	\$116.32	\$58.16	\$99.00	41.25%
#####	Pins & Aces Putter Cover	5	\$77.55	\$15.51	\$45.00	65.53%
#####	ACA Silver Sponsor	1	\$0.00	\$0.00	\$5,000.00	100%
#####	ACA Bronze Sponsor	14	\$0.00	\$0.00	\$2,500.00	100%
#####	MSC Luncheon Sponsor	1	\$0.00	\$0.00	\$600.00	100%
#####	ACA Hole in One Sponsor	1	\$0.00	\$0.00	\$1,000.00	100%
#####	ACA Scorecard Sponsor	3	\$0.00	\$0.00	\$500.00	100%
#####	ACA Hole Sponsor	33	\$0.00	\$0.00	\$100.00	100%
#####	ACA Foursome Entry	25	\$0.00	\$0.00	\$400.00	100%
#####	ACA Individual Entry	16	\$0.00	\$0.00	\$100.00	100%
#####	ACA Platinum Sponsor	1	\$0.00	\$0.00	\$10,000.00	100%
#####	ACA Gold Sponsor	1	\$0.00	\$0.00	\$7,500.00	100%
#####	Callaway Monterey SL Shoes	11	\$701.88	\$63.81	\$110.00	41.99%
#####	ACA Foursome Entry Test	2	\$0.00	\$0.00	\$1.00	100%
#####	Pins & Aces Polo	22	\$569.69	\$25.90	\$69.00	62.47%
#####	FJ ProSL Sport Shoes	4	\$280.49	\$70.12	\$120.00	41.56%
#####	Spruce Creek BB Title Sponsor	1	\$0.00	\$0.00	\$2,000.00	100%
#####	Spruce Creek BB Golf Cart Sign	2	\$0.00	\$0.00	\$450.00	100%
#####	Spruce Creek BB Scorecard Spc	2	\$0.00	\$0.00	\$300.00	100%
#####	Spruce Creek BB Beverage Cart	1	\$0.00	\$0.00	\$300.00	100%
#####	Spruce Creek BB Luncheon Spc	2	\$0.00	\$0.00	\$550.00	100%
#####	Spruce Creek BB Hole Sign Spo	36	\$0.00	\$0.00	\$100.00	100%
#####	Spruce Creek BB Team (4) Regi	29	\$0.00	\$0.00	\$300.00	100%
#####	Spruce Creek BB Individual Reg	8	\$0.00	\$0.00	\$85.00	100%
#####	Pins & Aces Cap \$29	15	\$239.97	\$16.00	\$29.00	44.83%
#####	Pins & Aces Towel	5	\$73.10	\$14.62	\$29.00	49.59%
#####	Pins & Aces Joggers	3	\$137.99	\$46.00	\$89.00	48.32%
#####	Blaine O'Neal Foursome Entry	25	\$0.00	\$0.00	\$400.00	100%
#####	Blaine O'Neal Memorial Indivic	8	\$0.00	\$0.00	\$100.00	100%
#####	Blaine O'Neal Memorial Lunch	2	\$0.00	\$0.00	\$1,000.00	100%
#####	Blaine O'Neal Memorial Preser	1	\$0.00	\$0.00	\$2,500.00	100%
#####	Blaine O'Neal Memorial Scorec	2	\$0.00	\$0.00	\$250.00	100%
#####	Blaine O'Neal Memorial Eagle !	5	\$0.00	\$0.00	\$600.00	100%
#####	Blaine O'Neal Memorial Golf C	2	\$0.00	\$0.00	\$500.00	100%
#####	Blaine O'Neal Memorial Bonus	1	\$0.00	\$0.00	\$500.00	100%
#####	Blaine O'Neal Memorial Birdie	15	\$0.00	\$0.00	\$450.00	100%
#####	Blaine O'Neal Memorial Beverc	2	\$0.00	\$0.00	\$250.00	100%
#####	Blaine O'Neal Memorial Hole S	18	\$0.00	\$0.00	\$250.00	100%
#####	Blaine O'Neal Memorial Drivin	3	\$0.00	\$0.00	\$250.00	100%
#####	Blaine O'Neal Memorial Breakf	1	\$0.00	\$0.00	\$200.00	100%
#####	Blaine O'Neal Memorial Hole S	36	\$0.00	\$0.00	\$75.00	100%

#####	NFL Cart Bag	2	\$294.00	\$147.00	\$219.00	32.88%
#####	MSC Individual Entry	32	\$0.00	\$0.00	\$100.00	100%
#####	MSC Golf Cart Sign Sponsor	2	\$0.00	\$0.00	\$1,000.00	100%
#####	MSC Scorecard Sponsor	2	\$0.00	\$0.00	\$500.00	100%
#####	MSC Skills Challenge Sponsor	2	\$0.00	\$0.00	\$200.00	100%
#####	MSC Hole Sign Sponsor	99	\$0.00	\$0.00	\$100.00	100%
#####	Mizuno JPX923 Hot Metal 4 irc	1	\$117.03	\$117.03	\$117.03	0%
#####	MSC Foursome Entry	21	\$0.00	\$0.00	\$400.00	100%
#####	Omicron-Omicron Individual E	16	\$0.00	\$0.00	\$85.00	100%
#####	Omicron-Omicron Foursome E	30	\$0.00	\$0.00	\$300.00	100%
#####	Omicron-Omicron Game Day P	136	\$0.00	\$0.00	\$20.00	100%
#####	Omicron-Omicron Hole Sign Sp	72	\$0.00	\$0.00	\$100.00	100%
#####	Omicron-Omicron Sponsor Op	100	\$0.00	\$0.00	\$0.00	
#####	Omicron-Omicron Donation - \$	100	\$0.00	\$0.00	\$50.00	100%
#####	Omicron-Omicron Donation - \$	100	\$0.00	\$0.00	\$75.00	100%
#####	Srixon Q-Star TOUR Sleeve	44	\$242.00	\$5.50	\$9.00	38.89%
#####	Titleist T-350 Iron set 5-48W	1	\$962.33	\$962.33	\$1,400.00	31.26%
#####	Dorfman-Milano Hat	26	\$552.50	\$21.25	\$39.00	45.51%
#####	Titleist T-Series Iron set 4-PW	1	\$962.36	\$962.36	\$1,400.00	31.26%
#####	Titleist Pro V1 Performance Lir	12	\$138.24	\$11.52	\$17.00	32.24%
			\$98,927.01			

'13020 5950 900

The Golf Club at
Cypress Head
Pre - Paid Commercial Insurance
August 31, 2023

FY2022 Balance Forward	38908.94
October-22	-7675.12
November-22	-7675.12
December-22	-7675.12
Payment	14692.00
January-23	-7675.12
February-23	-7675.12
Payment	14692.00
March-23	-7675.12
April-23	-7675.12
May-23	-7675.12
June-23	-6891.98
2023-2024 Prop Down Pay	46289.60
July-23	-8497.24
August-23	-8497.24

Balance at Month End \$29,295.12

	Prop Ins	Kemper Emp Ins	
September-23	-8497.24		
October-23	-8497.24		
November-23	-8497.24		
December-23	-3803.40		
January-24			
February-24			
March-24			
April-24			
May-24			
June-24			
	-29295.12	0.00	-29,295.12

Dr	Ins Exp	85280-5950-900
Cr	PPD Ins	13020-5950-900

2019-2020
Total Annual Premium Prop Ins \$48597.37
Total KSM \$7,067.00
2020-2021
Total Prem \$55,510.60
Total KSM \$8,238.18
2021-2022
Total Prem \$65397.99
Total KSM \$8,158.16
2022-23
Total Prem \$82,713.75
Estimated KSM \$9,055.56

'13020 5950 900

The Golf Club at
Cypress Head
Pre - Paid Commercial Insurance
August 31, 2023

Don't forget to accrue KSM in June!

Cypress Head Golf Club - City of Port Orange
Account 13040
Prepaid Expense - Other
8/31/2023

GL Balance 9,193.70

<u>Date</u>	<u>Description</u>	<u>Source</u>	<u>Amount</u>
9/30/2023	Crestwood - GP Maintenance		121.31
10/31/2023	Crestwood - GP Maintenance		121.31
11/30/2023	Crestwood - GP Maintenance		121.31
12/31/2023	Crestwood - GP Maintenance		121.31
1/31/2024	Crestwood - GP Maintenance		121.31
2/29/2024	Crestwood - GP Maintenance		121.31
3/31/2024	Crestwood - GP Maintenance		121.31
4/30/2024	Crestwood - GP Maintenance		121.31
5/31/2024	Crestwood - GP Maintenance		121.31
6/30/2024	Crestwood - GP Maintenance		121.31
7/31/2024	Crestwood - GP Maintenance		121.31
8/31/2024	Crestwood - GP Maintenance	81130-5950-900	121.31
9/30/2023	Guardian - Annual Monitoring Fees		142.00
10/31/2023	Guardian - Annual Monitoring Fees		142.00
11/30/2023	Guardian - Annual Monitoring Fees		142.00
12/31/2023	Guardian - Annual Monitoring Fees		142.00
1/31/2024	Guardian - Annual Monitoring Fees		142.00
2/29/2024	Guardian - Annual Monitoring Fees		142.00
3/31/2024	Guardian - Annual Monitoring Fees		142.00
4/30/2024	Guardian - Annual Monitoring Fees		34.50
5/31/2024	Guardian - Annual Monitoring Fees		34.50
6/30/2024	Guardian - Annual Monitoring Fees		34.50
7/31/2024	Guardian - Annual Monitoring Fees	81010-5950-900	34.48
9/1/2023	All Aboard Storage - Records Storage		206.00 82060-5950-900
9/1/2023	Kempersports - Management Fee		6,400.00 90000-5950-900
	Total		<u><u>9,193.70</u></u>
	Variance		<u><u>0.00</u></u>

Voucher(s):	1	Aged Totals:	\$120.48	\$120.48	\$0.00	\$0.00
Vendor ID: CIT05	Name:	CITY OF PORT C	Class ID:	UTILITIES	User-Defined	
Due	Current Per 31 - 60 Days	61 - 90 Days	91 and Over			
Voucher(s):	1	Aged Totals:	\$614.87	\$614.87	\$0.00	\$0.00
Vendor ID: CIT06	Name:	CITY OF PORT C	Class ID:	UTILITIES	User-Defined	
Due	Current Per 31 - 60 Days	61 - 90 Days	91 and Over			
Voucher(s):	1	Aged Totals:	\$38.35	\$38.35	\$0.00	\$0.00
Vendor ID: CIT07	Name:	CITY OF PORT C	Class ID:	UTILITIES	User-Defined	
Due	Current Per 31 - 60 Days	61 - 90 Days	91 and Over			
Voucher(s):	1	Aged Totals:	\$2,553.89	\$2,553.89	\$0.00	\$0.00
System: HISTORICAL	9/12/2023	12:10:32 PM	Page:	2	User Date:	
The Golf Club at Cypress Head						
Vendor ID: CLE01	Name:	CLEVELAND GC	Class ID:	MERCH	User-Defined	
Due	Current Per 31 - 60 Days	61 - 90 Days	91 and Over			
Voucher(s):	10	Aged Totals:	\$10,814.40	\$4,009.40	\$0.00	\$0.00
Vendor ID: CUT01	Name:	CUTTER & BUC	Class ID:		User-Defined	
Due	Current Per 31 - 60 Days	61 - 90 Days	91 and Over			
Voucher(s):	1	Aged Totals:	\$243.73	\$243.73	\$0.00	\$0.00
Vendor ID: DAR01	Name:	DARREN BACHI	Class ID:		User-Defined	
Due	Current Per 31 - 60 Days	61 - 90 Days	91 and Over			
Voucher(s):	1	Aged Totals:	\$756.69	\$756.69	\$0.00	\$0.00
Vendor ID: DON03	Name:	DON NASH	Class ID:	EMPLOYEES	User-Defined	
Due	Current Per 31 - 60 Days	61 - 90 Days	91 and Over			
Voucher(s):	1	Aged Totals:	\$149.14	\$149.14	\$0.00	\$0.00
Vendor ID: DOR01	Name:	DORFMAN MIL	Class ID:	DEFAULT	User-Defined	
Due	Current Per 31 - 60 Days	61 - 90 Days	91 and Over			
Voucher(s):	1	Aged Totals:	\$637.37	\$637.37	\$0.00	\$0.00
Vendor ID: EAS01	Name:	EASY PICKER GI	Class ID:	DEFAULT	User-Defined	
Due	Current Per 31 - 60 Days	61 - 90 Days	91 and Over			
Voucher(s):	2	Aged Totals:	\$1,519.66	\$1,519.66	\$0.00	\$0.00
Vendor ID: EZG01	Name:	EZ GO TEXTROI	Class ID:	DEFAULT	User-Defined	
Due	Current Per 31 - 60 Days	61 - 90 Days	91 and Over			
Voucher(s):	1	Aged Totals:	\$282.95	\$282.95	\$0.00	\$0.00
Vendor ID: GEN02	Name:	GENTRY OIL, LL	Class ID:		User-Defined	
Due	Current Per 31 - 60 Days	61 - 90 Days	91 and Over			
Voucher(s):	4	Aged Totals:	\$3,094.20	\$3,094.20	\$0.00	\$0.00
Vendor ID: GOL16	Name:	GOLF VENTURE	Class ID:	DEFAULT	User-Defined	
Due	Current Per 31 - 60 Days	61 - 90 Days	91 and Over			
Voucher(s):	1	Aged Totals:	\$1,278.50	\$1,278.50	\$0.00	\$0.00
Vendor ID: GOL20	Name:	GOLF AGRONO	Class ID:	DEFAULT	User-Defined	
Due	Current Per 31 - 60 Days	61 - 90 Days	91 and Over			
Voucher(s):	2	Aged Totals:	\$2,051.37	\$2,051.37	\$0.00	\$0.00
Vendor ID: HIR01	Name:	HIRERIGHT	Class ID:	DEFAULT	User-Defined	
Due	Current Per 31 - 60 Days	61 - 90 Days	91 and Over			
Voucher(s):	1	Aged Totals:	\$31.10	\$31.10	\$0.00	\$0.00
Vendor ID: HOW01	Name:	HOWARD FERT	Class ID:	DEFAULT	User-Defined	
Due	Current Per 31 - 60 Days	61 - 90 Days	91 and Over			

Voucher(s):	1	Aged Totals:	\$2,407.60	\$2,407.60	\$0.00	\$0.00
Vendor ID: JEF01	Name:	JEFF DAYTON	Class ID:	EMPLOYEES	User-Defined	
Due	Current Per 31 - 60 Days	61 - 90 Days	91 and Over			
Voucher(s):	2	Aged Totals:	\$195.61	\$195.61	\$0.00	\$0.00
Vendor ID: KEM01	Name:	KEMPERSPORT	Class ID:	DEFAULT	User-Defined	
Due	Current Per 31 - 60 Days	61 - 90 Days	91 and Over			
Voucher(s):	3	Aged Totals:	\$5,194.62	\$5,194.62	\$0.00	\$0.00
Vendor ID: KLO01	Name:	KLONE LAB	Class ID:	DEFAULT	User-Defined	
Due	Current Per 31 - 60 Days	61 - 90 Days	91 and Over			
Voucher(s):	2	Aged Totals:	\$1,276.19	\$0.00	\$1,276.19	\$0.00
Vendor ID: NUG01	Name:	NU-GREEN BY (Class ID:		User-Defined	
Due	Current Per 31 - 60 Days	61 - 90 Days	91 and Over			
Voucher(s):	1	Aged Totals:	\$2,850.00	\$2,850.00	\$0.00	\$0.00
Vendor ID: PET02	Name:	PETTY CASH	Class ID:	DEFAULT	User-Defined	
Due	Current Per 31 - 60 Days	61 - 90 Days	91 and Over			
Voucher(s):	1	Aged Totals:	\$282.15	\$282.15	\$0.00	\$0.00
Vendor ID: PRE01	Name:	PRECISION SM/	Class ID:	DEFAULT	User-Defined	
Due	Current Per 31 - 60 Days	61 - 90 Days	91 and Over			
Voucher(s):	2	Aged Totals:	\$604.93	\$604.93	\$0.00	\$0.00
Vendor ID: PRO01	Name:	PRO PLUS PROI	Class ID:	DEFAULT	User-Defined	
System: HISTORICAL	9/12/2023	12:10:32 PM	Page:	3	User Date:	
The Golf Club at Cypress Head						
Due	Current Per 31 - 60 Days	61 - 90 Days	91 and Over			
Voucher(s):	1	Aged Totals:	\$5,640.50	\$5,640.50	\$0.00	\$0.00
Vendor ID: SCN01	Name:	SCNS INC.	Class ID:	DEFAULT	User-Defined	
Due	Current Per 31 - 60 Days	61 - 90 Days	91 and Over			
Voucher(s):	1	Aged Totals:	\$58.40	\$58.40	\$0.00	\$0.00
Vendor ID: SOU08	Name:	SOUTH DAYTOI	Class ID:	DEFAULT	User-Defined	
Due	Current Per 31 - 60 Days	61 - 90 Days	91 and Over			
Voucher(s):	3	Aged Totals:	\$567.13	\$567.13	\$0.00	\$0.00
Vendor ID: SPA02	Name:	SPARKLING SOI	Class ID:	DEFAULT	User-Defined	
Due	Current Per 31 - 60 Days	61 - 90 Days	91 and Over			
Voucher(s):	1	Aged Totals:	\$689.54	\$689.54	\$0.00	\$0.00
Vendor ID: SUR02	Name:	SURFACE PROC	Class ID:	DEFAULT	User-Defined	
Due	Current Per 31 - 60 Days	61 - 90 Days	91 and Over			
Voucher(s):	1	Aged Totals:	\$298.44	\$298.44	\$0.00	\$0.00
Vendor ID: TAR01	Name:	TARGET SPECIA	Class ID:		User-Defined	
Due	Current Per 31 - 60 Days	61 - 90 Days	91 and Over			
Voucher(s):	5	Aged Totals:	(\$1,093.20)	(\$1,093.20)	\$0.00	\$0.00
Vendor ID: TAY01	Name:	TAYLORMADE	Class ID:	MERCH-PREF	User-Defined	
Due	Current Per 31 - 60 Days	61 - 90 Days	91 and Over			
Voucher(s):	7	Aged Totals:	\$5,938.66	\$3,795.97	\$0.00	\$0.00
Vendor ID: TIT01	Name:	TITLEIST	Class ID:	MERCH-PREF	User-Defined	
Due	Current Per 31 - 60 Days	61 - 90 Days	91 and Over			
Voucher(s):	19	Aged Totals:	\$9,080.64	\$8,948.44	\$0.00	\$0.00
Vendor ID: TRI04	Name:	TRIMAX MOWI	Class ID:	DEFAULT	User-Defined	
Due	Current Per 31 - 60 Days	61 - 90 Days	91 and Over			

Voucher(s):	3	Aged Totals:	\$548.90	\$548.90	\$0.00	\$0.00
Vendor ID: TSY01	Name:	TSYS CAYAN LL	Class ID:	DEFAULT	User-Defined	
Due	Current	Per 31 - 60 Days	61 - 90 Days	91 and Over		
Voucher(s):	1	Aged Totals:	\$188.60	\$188.60	\$0.00	\$0.00
Vendor ID: ULT01	Name:	THE ULTIMATE	Class ID:	DEFAULT	User-Defined	
Due	Current	Per 31 - 60 Days	61 - 90 Days	91 and Over		
Voucher(s):	2	Aged Totals:	\$917.08	\$459.84	\$457.24	\$0.00
Vendor ID: WAL01	Name:	WALL AUTOMC	Class ID:		User-Defined	
Due	Current	Per 31 - 60 Days	61 - 90 Days	91 and Over		
Voucher(s):	3	Aged Totals:	\$553.24	\$553.24	\$0.00	\$0.00
Vendor ID: WES01	Name:	WESCO TURF II	Class ID:		User-Defined	
Due	Current	Per 31 - 60 Days	61 - 90 Days	91 and Over		
Voucher(s):	3	Aged Totals:	\$263.26	\$263.26	\$0.00	\$0.00
Vendors	Due	Current Period	31 - 60 Days	61 - 90 Days	91 and Over	
Vendor Tot	47	\$71,522.11	\$54,950.77	\$2,017.14	\$1,384.66	\$13,169.54

First - Last

| 1:

\$0.00

| 1:

\$0.00

| 1:

\$0.00

| 1:

\$0.00

| 1:

\$0.00

| 1:

\$0.00

| 1:

\$0.00

| 1:

\$0.00

| 1:

\$0.00

| 1:

\$4,089.65

| 1:

\$0.00

| 1:

\$0.00

| 1:

\$0.00

| 1:

\$0.00

| 1:

\$0.00

| 1:

\$0.00

9/12/2023 User ID: ssnider

| 1:

\$6,805.00

| 1:

\$0.00

| 1:

\$0.00

| 1:

\$0.00

| 1:

\$0.00

| 1:

\$0.00

| 1:

\$0.00

| 1:

\$0.00

| 1:

\$0.00

| 1:

\$0.00

| 1:

\$0.00

| 1:

\$0.00

| 1:

\$0.00

| 1:

\$0.00

| 1:

\$0.00

| 1:

\$0.00

| 1:

\$0.00

| 1:

\$0.00

| 1:

9/12/2023 User ID: ssnider

\$0.00

| 1:

\$0.00

| 1:

\$0.00

| 1:

\$0.00

| 1:

\$0.00

| 1:

\$0.00

| 1:

\$2,142.69

| 1:

\$132.20

| 1:

\$0.00

| 1:

\$0.00

| 1:

\$0.00

| 1:

\$0.00

| 1:

\$0.00

The Golf Club at Cypress Head
 Due to From City
 30040-5950-900
 August 31, 2023

Item	Date	Amount	Total	Not Paid To City Yet	City GL #
Balance forward:	9/30/2022	<u>-\$122,829.88</u>			
Cart Fleet	10/31/2022	(8,577.00)			
Cart Fleet	11/30/2022	(8,577.00)			
Cart Fleet	12/31/2022	(8,577.00)			
Cart Fleet	1/31/2023	(8,577.00)			
Cart Fleet	2/28/2023	(8,577.00)			
Cart Fleet	3/31/2023	(8,577.00)			
Cart Fleet	4/30/2023	(8,577.00)			
Cart Fleet	5/31/2023	(8,577.00)			
Cart Fleet	6/30/2023	(8,577.00)			
Cart Fleet	7/31/2023	(8,577.00)			
Cart Fleet	8/31/2023	(8,577.00)	(94,347.00)	(8,577.00)	450-5300-579.44-13 Rentals & Leases / Fleet Financing
Maint Fleet	10/31/2022	(7,140.00)			
Maint Fleet	11/30/2022	(7,140.00)			
Maint Fleet	12/31/2022	(7,140.00)			
Maint Fleet	1/31/2023	(7,140.00)			
Maint Fleet	2/28/2023	(7,140.00)			
Maint Fleet	3/31/2023	(7,140.00)			
Maint Fleet	4/30/2023	(7,140.00)			
Maint Fleet	5/31/2023	(7,140.00)			
Maint Fleet	6/30/2023	(7,140.00)			
Maint Fleet	7/31/2023	(7,140.00)			
Maint Fleet	8/31/2023	(7,140.00)	(78,540.00)	(7,140.00)	450-5300-579.44-13 Rentals & Leases / Fleet Financing
Phone - City/Suncom	10/31/2022	(405.06)			
Phone - City/Suncom	11/30/2022	(195.67)			
Phone - City/Suncom	12/31/2022	(196.31)			
Phone - City/Suncom	1/31/2023	(196.31)			
Phone - City/Suncom	2/28/2023	(197.35)			
Phone - City/Suncom	3/31/2023	(196.87)			
Phone - City/Suncom	4/30/2023	(196.87)			
Phone - City/Suncom	5/31/2023	(195.99)			
Phone - City/Suncom	6/30/2023	(196.39)			
Phone - City/Suncom	7/31/2023	(196.39)			
Phone - City/Suncom	8/31/2023	(197.99)	(2,371.20)	(197.99)	450-5300-579.34-00 Other Culture Recreation / Communication Services
Brighthouse - Internet	11/30/2022	(245.93)			
Brighthouse - Internet	12/31/2022	(245.93)			
Brighthouse - Internet	1/31/2023	(245.93)			
Brighthouse - Internet	2/28/2023	(245.93)			
Brighthouse - Internet	3/31/2023	(266.13)			
Brighthouse - Internet	4/30/2023				
Brighthouse - Internet	5/31/2023				
Brighthouse - Internet	6/30/2023	(382.19)			

Brighthouse - Internet	7/31/2023	(608.72)		
Brighthouse - Internet	8/31/2023	(304.36)	(2,545.12)	(304.36) 450-5300-579.34-00 Other Culture Recreation / Communication Services
Range Servant	2/10/2023	(207.00)	(207.00)	
Transfer to City	10/31/2022	15,162.04		
Transfer to City	11/30/2022	15,919.53		
Transfer to City	12/31/2022	16,158.60		
Transfer to City	1/31/2023	16,159.24		
Transfer to City	2/28/2023	16,405.17		
Transfer to City	3/31/2023	16,121.35		
Transfer to City	4/25/2023	16,425.93		
Transfer to City	5/30/2023	15,913.87		
Transfer to City	6/30/2023	15,912.99		
Transfer to City	7/31/2023	16,295.58		
Transfer to City	8/30/2023	16,522.11		
Running Balance		<u><u>-\$123,843.79</u></u>	<u><u>-\$178,010.32</u></u>	<u><u>-\$16,219.35</u></u>

Course GL

82000-5950-200

82020-5950-100

83030-5950-900

83020-5950-900

Cypress Head Golf Club - City of Port Orange
31000-5950-900
Accrued Expenses
8/31/2023

GL Balance 2,504.70

Date	Description	Source	Amount
6/30/2023	KSM EPL Insurance		800.00
7/31/2023	KSM EPL Insurance		800.00
8/31/2023	KSM EPL Insurance		800.00
8/31/2023	Inventory Expense		80.74
8/31/2023	Office Expense		23.96
	Total		2,504.70
	Variance		0.00

Accrued Payroll Entry August 2023

Accrued Pa 31020-5950-900		\$29,639.85
AGP - Regu 70000-5950-100	\$5,098.60	
AGP - Regu 70000-5950-600	\$1,615.38	
AGP - Lessc 70000-5950-600	\$324.00	
AGP - Regu 70000-5950-900	\$5,750.54	
AGP - Lessc 70000-5950-900	\$76.50	
AGP - Regu 70010-5950-100	\$9,527.34	
AGP - Overl 70010-5950-100	\$512.59	
AGP - Regu 70010-5950-200	\$5,995.53	
AGP - Regu 70010-5950-600	\$2,006.24	
AGP - Lessc 70010-5950-600	\$64.00	
AGP - Regu 70010-5950-900	\$52.03	
FICA/MEDI 71000-5950-100	\$726.33	
FICA/MEDI 71000-5950-100	\$390.04	
FICA/MEDI 71000-5950-200	\$458.63	
FICA/MEDI 71000-5950-600	\$147.38	
FICA/MEDI 71000-5950-600	\$139.12	
FICA/MEDI 71000-5950-900	\$3.98	
FICA/MEDI 71000-5950-900	\$398.89	
FUTA 71010-5950-100	\$5.64	
STATE UNE 71010-5950-100	\$2.62	
FUTA 71010-5950-200	\$32.10	
STATE UNE 71010-5950-200	\$14.99	
FUTA 71010-5950-600	\$1.67	
STATE UNE 71010-5950-600	\$0.78	
FUTA 71010-5950-900	\$0.32	
STATE UNE 71010-5950-900	\$0.15	
VISION 71030-5950-100		\$13.65
401K 71030-5950-100		\$43.17
401K 71030-5950-100		\$1,291.31
DENTAL 71030-5950-100		\$103.63
LTD 71030-5950-100		\$2.45
LTD 71030-5950-100		\$4.31
LIFE 71030-5950-100		\$36.86
LIFE 71030-5950-100		\$18.23
MEDICAL 71030-5950-100		\$328.04
HSA 71030-5950-100		\$100.00
401K 71030-5950-200		\$253.46
VISION 71030-5950-600		\$2.52
VISION 71030-5950-600		\$2.52
401K 71030-5950-600		\$45.20
401K 71030-5950-600		\$174.54
DENTAL 71030-5950-600		\$14.04
DENTAL 71030-5950-600		\$14.04
MEDICAL 71030-5950-600		\$127.27
MEDICAL 71030-5950-600		\$104.31

VISION	71030-5950-900	\$8.61
401K	71030-5950-900	\$405.80
DENTAL	71030-5950-900	\$65.22
LTD	71030-5950-900	\$2.92
LIFE	71030-5950-900	\$4.36
MEDICAL	71030-5950-900	\$539.08
CANDG	70010-5950-100	\$410.13
CANDG	70010-5950-100	\$109.42
CANDG	70010-5950-100	\$503.07
CANDG	70010-5950-100	\$211.47
CANDG	70010-5950-100	\$299.00
CANDG	70010-5950-100	\$254.75
CANDG	70010-5950-100	\$464.50
CANDG	70010-5950-100	\$458.85
CANDG	70010-5950-100	\$368.00
CART	70010-5950-200	\$204.97
CART	70010-5950-200	\$61.97
CART	70010-5950-200	\$153.45
CART	70010-5950-200	\$217.62
CART	70010-5950-200	\$137.50
CART	70010-5950-200	\$172.60
CART	70010-5950-200	\$80.48
CART	70010-5950-200	\$218.35
CART	70010-5950-200	\$220.92
CART	70010-5950-200	\$162.07
CART	70010-5950-200	\$70.58
CART	70010-5950-200	\$46.75
CART	70010-5950-200	\$79.75
CART	70010-5950-200	\$261.20
CART	70010-5950-200	\$127.60
PROSHP	70010-5950-600	\$283.50
PROSHP	70010-5950-600	\$178.53
PROSHP	70010-5950-600	\$152.60
PROSHP	70010-5950-600	\$78.43
PROSHP	70010-5950-600	\$87.60
Course Grc	70000-5950-100	\$2,549.30
Pro Shop	70000-5950-600	\$807.69
G&A	70000-5950-900	\$2,875.27
CANDG	71000-5950-100	\$31.38
CANDG	71000-5950-100	\$8.37
CANDG	71000-5950-100	\$38.48
CANDG	71000-5950-100	\$16.18
CANDG	71000-5950-100	\$22.87
CANDG	71000-5950-100	\$19.49
CANDG	71000-5950-100	\$35.53
CANDG	71000-5950-100	\$35.10
CANDG	71000-5950-100	\$28.15

CART	71000-5950-200	\$15.68	
CART	71000-5950-200	\$4.74	
CART	71000-5950-200	\$11.74	
CART	71000-5950-200	\$16.65	
CART	71000-5950-200	\$10.52	
CART	71000-5950-200	\$13.20	
CART	71000-5950-200	\$6.16	
CART	71000-5950-200	\$16.70	
CART	71000-5950-200	\$16.90	
CART	71000-5950-200	\$12.40	
CART	71000-5950-200	\$5.40	
CART	71000-5950-200	\$3.58	
CART	71000-5950-200	\$6.10	
CART	71000-5950-200	\$19.98	
CART	71000-5950-200	\$9.76	
PROSHP	71000-5950-600	\$21.69	
PROSHP	71000-5950-600	\$13.66	
PROSHP	71000-5950-600	\$11.67	
PROSHP	71000-5950-600	\$6.00	
PROSHP	71000-5950-600	\$6.70	
Course Grc	71000-5950-100	\$195.02	
Pro Shop	71000-5950-600	\$61.79	
G&A	71000-5950-900	\$219.96	
Accrued Pa	31020-5950-900		\$29,639.85
Accrued pa	31020-5950-900		\$13,249.47
	FY2022 PTO		\$11,502.15
	Total Accrual		<u><u>\$54,391.47</u></u>

PTO Accrual Current Balances

NOT Employment Status Code: T AND Accrual: Vacation

Company	Org Level 3 Code	Employee Number	Name (Last Suffix)	Accrual	Earned	Taken
The Club at C	EAST	813223	Bache, Darren	Vacation	61.6000	46.9200
The Club at C	EAST	801571	Cardell, Harold	Vacation	86.1760	0.0000
The Club at C	EAST	112843	Duquette, Rob	Vacation	123.4000	40.0000
The Club at C	EAST	813545	Gould, Andrew	Vacation	62.0747	37.0000
The Club at C	EAST	101405	Hunter, Regina	Vacation	123.0400	56.0000
The Club at C	EAST	103872	Pickavance II,	Vacation	67.8088	0.0000
The Club at C	EAST	804365	Poley Jr., Jack	Vacation	65.2182	25.5000
The Club at C	EAST	812739	Quintrell, Dyla	Vacation	54.4259	39.0000
The Club at C	EAST	103893	Shaffer, Mark	Vacation	124.5388	48.0000
The Club at C	EAST	115366	Snider, Ricky L	Vacation	55.4254	51.0000
The Club at C	EAST	103886	Snider, Susan	Vacation	123.0400	72.0000
The Club at C	EAST	819878	Stiver, Shawn	Vacation	49.7047	47.0000
			Nash, Jon			
			Overall	Overall	873.0524	422.4200

Oct 6, 2022

available Balance	Last Accrued	Accrued Thru	hourly Pay Rate	2022	2021	Adjustment	
14.6800	0.0385	09/23/2022	44.8607	658.5555	22.2450	636.3105	70000-5950-100
86.1760	0.0577	09/23/2022	18.8718	1,626.2944	883.7308	742.5636	70000-5950-100
83.0400	0.0769	09/23/2022	33.4200	2,775.1968	1,178.4094	1,596.7874	70000-5950-900
25.0747	0.0385	09/23/2022	20.5000	514.0315	1,067.0447	-553.0132	70010-5950-100
67.0400	0.0769	09/23/2022	19.2773	1,292.3468	-543.0129	1,835.3597	70000-5950-950
67.8088	0.0577	09/23/2022	14.0000	949.3237	699.6149	249.7088	70010-5950-100
39.7182	0.0577	09/23/2022	13.5000	536.1956	0.0000	536.1956	70010-5950-100
15.4259	0.0385	09/23/2022	18.0000	277.6664	90.2325	187.4339	70010-5950-600
76.5388	0.0769	09/23/2022	18.0900	1,384.5865	1,259.5799	125.0066	70010-5950-100
4.4254	0.0385	09/23/2022	14.0000	61.9552	130.1541	-68.1989	70010-5950-100
51.0400	0.0769	09/23/2022	27.2500	1,390.8400	1,138.0769	252.7631	70000-5950-900
2.7047	0.0385	09/23/2022	13.0000	35.1605	0.0000	35.1605	70010-5950-100
				0.0000	386.0572	-386.0572	70010-5950-100
450.6324				#####	6,312.1325	5,190.0205	

2:48:45 PM

Issued Date	Issued Time	Code	Description	Issued By	Redeemer	Redeemed	Redeemed	Expire Date	Total Value
8/28/2023	11:17	QKNE-0LP1	For Tee-Tir	Dylan Quin	N\A	N\A	N\A	N\A	31.95
8/28/2023	11:16	MNP8-G05I	For Tee-Tir	Dylan Quin	N\A	N\A	N\A	N\A	22.96
8/28/2023	11:17	XK1L-710L	For Tee-Tir	Dylan Quin	N\A	N\A	N\A	N\A	31.95
8/27/2023	16:56	4YPU-VSRK	For Tee-Tir	Mike Dick	N\A	N\A	N\A	N\A	20.24
8/23/2023	9:46	8JV3-FDD1	For Tee-Tir	Ken Burgm	N\A	N\A	N\A	N\A	0.00
8/18/2023	14:42	11JD-TL2S	For Tee-Tir	Dylan Quin	N\A	N\A	N\A	N\A	32.99
8/18/2023	14:42	OHEL-60TM	For Tee-Tir	Dylan Quin	N\A	N\A	N\A	N\A	32.99
8/18/2023	15:40	13NV-GTIH	For Tee-Tir	Kevin Aylwi	N\A	N\A	N\A	N\A	16.50
8/18/2023	14:43	D12V-GH6J	For Tee-Tir	Bobby Gre	N\A	N\A	N\A	N\A	16.50
8/18/2023	13:38	4E6N-0APV	For Tee-Tir	Bobby Gre	N\A	N\A	N\A	N\A	32.99
8/18/2023	13:35	5VLB-E82M	For Tee-Tir	Bobby Gre	N\A	N\A	N\A	N\A	32.99
8/16/2023	15:45	GBI5-VMBC	For Tee-Tir	Mike Dick	N\A	N\A	N\A	N\A	20.30
8/14/2023	14:25	LRUV-25BS	For Tee-Tir	Kevin Aylwi	N\A	N\A	N\A	N\A	12.31
8/14/2023	9:52	R6P7-0BRL	For Tee-Tir	Ken Burgm	N\A	N\A	N\A	N\A	45.92
8/4/2023	17:38	1FRV-0QFZ	For Tee-Tir	Bobby Gre	N\A	N\A	N\A	N\A	19.21
8/4/2023	16:07	4Q8T-S7M	For Tee-Tir	Bobby Gre	N\A	N\A	N\A	N\A	22.11
8/4/2023	16:48	FIJE-GU43	For Tee-Tir	Bobby Gre	N\A	N\A	N\A	N\A	13.85
8/4/2023	16:50	KCBA-BLQ4	For Tee-Tir	Bobby Gre	N\A	N\A	N\A	N\A	17.04
8/4/2023	16:50	4626-C2M6	For Tee-Tir	Bobby Gre	N\A	N\A	N\A	N\A	31.95
8/4/2023	17:33	DHOR-26JP	For Tee-Tir	Bobby Gre	N\A	N\A	N\A	N\A	13.85
8/4/2023	17:34	FWD7-ZVX	For Tee-Tir	Bobby Gre	N\A	N\A	N\A	N\A	13.85
8/4/2023	17:18	8GOS-0NZ5	For Tee-Tir	Bobby Gre	N\A	N\A	N\A	N\A	25.62
8/4/2023	17:19	BRBH-NJ7R	For Tee-Tir	Bobby Gre	N\A	N\A	N\A	N\A	25.62
8/4/2023	17:19	Z9F4-6O7H	For Tee-Tir	Bobby Gre	N\A	N\A	N\A	N\A	25.62
8/4/2023	17:38	9DQC-746L	For Tee-Tir	Bobby Gre	N\A	N\A	N\A	N\A	19.21
7/29/2023	17:21	LJLC-EZYR	For Tee-Tir	Bobby Gre	N\A	N\A	N\A	N\A	22.46
7/29/2023	17:11	ZJ0P-VNJ5	For Tee-Tir	Bobby Gre	N\A	N\A	N\A	N\A	17.64
7/29/2023	17:10	860I-ZZ08	For Tee-Tir	Bobby Gre	N\A	N\A	N\A	N\A	17.64
7/29/2023	17:10	OOVC-EDQ	For Tee-Tir	Bobby Gre	N\A	N\A	N\A	N\A	17.64
7/27/2023	13:38	IO4D-43OS	For Tee-Tir	Kevin Aylwi	N\A	N\A	N\A	N\A	19.00
7/27/2023	13:37	EJ4R-G8BZ	For Tee-Tir	Kevin Aylwi	N\A	N\A	N\A	N\A	19.00
7/27/2023	13:38	MI37-222X	For Tee-Tir	Kevin Aylwi	N\A	N\A	N\A	N\A	19.00
7/27/2023	14:28	EYSW-ZA0I	For Tee-Tir	Kevin Aylwi	N\A	N\A	N\A	N\A	25.62
7/27/2023	14:27	FXLC-P2IS	For Tee-Tir	Kevin Aylwi	N\A	N\A	N\A	N\A	25.62
7/27/2023	14:01	M44C-KPH	For Tee-Tir	Kevin Aylwi	N\A	N\A	N\A	N\A	20.30
7/27/2023	14:00	C5CK-L81U	For Tee-Tir	Kevin Aylwi	N\A	N\A	N\A	N\A	20.30
7/27/2023	14:00	2GZ0-NZMI	For Tee-Tir	Kevin Aylwi	N\A	N\A	N\A	N\A	20.30
7/27/2023	13:38	CYY0-1C3W	For Tee-Tir	Kevin Aylwi	N\A	N\A	N\A	N\A	19.00
7/25/2023	15:43	OEG3-Q6N	For Tee-Tir	Andrew Gi	N\A	N\A	N\A	N\A	16.00
7/25/2023	16:17	9XFW-4SQ	For Tee-Tir	Andrew Gi	N\A	N\A	N\A	N\A	26.45
7/25/2023	9:51	EXWW-IOM	For Tee-Tir	Jim Benoit	N\A	N\A	N\A	N\A	28.29
7/25/2023	9:52	1S37-YJ5D	For Tee-Tir	Jim Benoit	N\A	N\A	N\A	N\A	28.29
7/25/2023	16:17	NTAT-1U0X	For Tee-Tir	Andrew Gi	N\A	N\A	N\A	N\A	22.46
7/24/2023	14:06	QP54-IGUL	For Tee-Tir	Tammy Gra	N\A	N\A	N\A	N\A	18.47
7/24/2023	14:05	A6LE-EKOB	For Tee-Tir	Tammy Gra	N\A	N\A	N\A	N\A	15.29
7/23/2023	15:00	45VJ-OE1D	For Tee-Tir	Mike Dick	N\A	N\A	N\A	N\A	26.75
7/23/2023	15:00	5RWN-1YU	For Tee-Tir	Mike Dick	N\A	N\A	N\A	N\A	26.75

7/23/2023	15:00 MB85-LTYE	For Tee-Tin Mike Dick	N\A	N\A	N\A	N\A	26.75
7/23/2023	14:05 K57M-676V	For Tee-Tin Mike Dick	N\A	N\A	N\A	N\A	22.96
7/23/2023	14:11 BDO6-MGV	For Tee-Tin Mike Dick	N\A	N\A	N\A	N\A	20.30
7/23/2023	14:04 OIVC-QKKQ	For Tee-Tin Mike Dick	N\A	N\A	N\A	N\A	22.96
7/22/2023	16:51 ORGC-FETT	For Tee-Tin Bobby Gre	N\A	N\A	N\A	N\A	26.45
7/22/2023	16:51 TCHF-593C	For Tee-Tin Bobby Gre	N\A	N\A	N\A	N\A	26.45
7/18/2023	18:06 KPDD-XFQ7	For Tee-Tin Tammy Gra	N\A	N\A	N\A	N\A	8.52
7/18/2023	11:49 ZYHX-CIS3-	For Tee-Tin Jim Benoit	N\A	N\A	N\A	N\A	22.96
7/16/2023	12:39 Q1T7-Q52S	For Tee-Tin Ken Burgm	N\A	N\A	N\A	N\A	28.29
7/16/2023	12:23 IBFD-SQCP-	For Tee-Tin Ken Burgm	N\A	N\A	N\A	N\A	25.62
7/16/2023	11:50 28MA-X0F9	For Tee-Tin Ken Burgm	N\A	N\A	N\A	N\A	25.62
7/16/2023	11:49 4LKZ-XUWF	For Tee-Tin Ken Burgm	N\A	N\A	N\A	N\A	25.62
7/16/2023	12:52 L9XZ-I5E8-	For Tee-Tin Ken Burgm	N\A	N\A	N\A	N\A	22.96
7/16/2023	13:20 85RX-5V7J-	For Tee-Tin Mike Dick	N\A	N\A	N\A	N\A	45.92
7/16/2023	13:07 VOLG-82W+	For Tee-Tin Mike Dick	N\A	N\A	N\A	N\A	25.62
7/16/2023	13:07 XARV-NW4	For Tee-Tin Mike Dick	N\A	N\A	N\A	N\A	25.62
7/16/2023	13:07 L5Z5-L8UJ-	For Tee-Tin Mike Dick	N\A	N\A	N\A	N\A	25.62
7/16/2023	13:07 B1H0-AIB4-	For Tee-Tin Mike Dick	N\A	N\A	N\A	N\A	22.96
7/16/2023	11:52 2N38-5YZA	For Tee-Tin Dylan Quin	N\A	N\A	N\A	N\A	25.62
7/16/2023	12:30 RF4W-NAY	For Tee-Tin Ken Burgm	N\A	N\A	N\A	N\A	22.96
7/16/2023	11:52 ZCGA-H7JR	For Tee-Tin Dylan Quin	N\A	N\A	N\A	N\A	25.62
7/16/2023	12:09 VJS2-UKDI-	For Tee-Tin Ken Burgm	N\A	N\A	N\A	N\A	22.96
7/16/2023	12:10 RBFL-TUBH	For Tee-Tin Ken Burgm	N\A	N\A	N\A	N\A	22.96
7/16/2023	12:29 Q8U5-X143	For Tee-Tin Ken Burgm	N\A	N\A	N\A	N\A	22.96
7/16/2023	12:29 TAZP-8JET-	For Tee-Tin Ken Burgm	N\A	N\A	N\A	N\A	22.96
7/16/2023	12:39 JI4Q-ZRB8-	For Tee-Tin Ken Burgm	N\A	N\A	N\A	N\A	28.29
7/16/2023	12:23 M55F-5H9C	For Tee-Tin Ken Burgm	N\A	N\A	N\A	N\A	25.62
7/16/2023	12:25 XI1M-EY9B-	For Tee-Tin Ken Burgm	N\A	N\A	N\A	N\A	25.62
7/16/2023	12:25 XXJQ-YN1K-	For Tee-Tin Ken Burgm	N\A	N\A	N\A	N\A	25.62
7/16/2023	12:24 PUN0-8FRB	For Tee-Tin Ken Burgm	N\A	N\A	N\A	N\A	25.62
7/16/2023	11:51 TOMK-S5W	For Tee-Tin Ken Burgm	N\A	N\A	N\A	N\A	38.44
7/16/2023	11:46 DH58-8JOT-	For Tee-Tin Ken Burgm	N\A	N\A	N\A	N\A	38.44
7/16/2023	12:26 WGS2-NVF-	For Tee-Tin Ken Burgm	N\A	N\A	N\A	N\A	25.62
7/16/2023	12:05 8UL1-PBXB-	For Tee-Tin Dylan Quin	N\A	N\A	N\A	N\A	34.44
7/16/2023	12:31 P8J1-DYW1	For Tee-Tin Ken Burgm	N\A	N\A	N\A	N\A	34.44
7/14/2023	11:28 3H2Z-1FY5-	For Tee-Tin Tammy Gra	N\A	N\A	N\A	N\A	22.96
7/14/2023	11:29 1E0X-KQNR	For Tee-Tin Tammy Gra	N\A	N\A	N\A	N\A	22.96
7/13/2023	17:16 U7T8-HNJY-	For Tee-Tin Tammy Gra	N\A	N\A	N\A	N\A	11.78
7/13/2023	17:50 TRJX-4UTX-	For Tee-Tin Tammy Gra	N\A	N\A	N\A	N\A	17.64
7/13/2023	17:49 C2L7-LBJO-	For Tee-Tin Tammy Gra	N\A	N\A	N\A	N\A	17.64
7/12/2023	12:21 HL5D-LVP1-	For Tee-Tin Andrew Gi	N\A	N\A	N\A	N\A	25.62
7/12/2023	14:46 OGHM-Y5V	For Tee-Tin Bobby Gre	N\A	N\A	N\A	N\A	22.96
7/12/2023	14:45 5CXF-9RVN	For Tee-Tin Bobby Gre	N\A	N\A	N\A	N\A	22.96
7/12/2023	12:04 VRAL-VMHI	For Tee-Tin Andrew Gi	N\A	N\A	N\A	N\A	19.00
7/9/2023	13:40 D3RM-PDR	For Tee-Tin Kevin Aylwi	N\A	N\A	N\A	N\A	40.60
7/7/2023	13:58 75H2-66IK-	For Tee-Tin Bobby Gre	N\A	N\A	N\A	N\A	9.00
7/7/2023	13:59 7HWS-3X6J	For Tee-Tin Bobby Gre	N\A	N\A	N\A	N\A	9.00
7/7/2023	17:31 2DEF-T2RJ-	For Tee-Tin Bobby Gre	N\A	N\A	N\A	N\A	14.97

7/7/2023	10:06 FWTG-O6Y!	For Tee-TinTammy Gra	N\A	N\A	N\A	22.96
7/6/2023	14:34 RMZ4-Z707	For Tee-TinKevin Aylwi	N\A	N\A	N\A	22.96
7/6/2023	14:33 4OB9-5BGL	For Tee-TinKevin Aylwi	N\A	N\A	N\A	22.96
7/6/2023	14:33 WZVQ-8C6i	For Tee-TinKevin Aylwi	N\A	N\A	N\A	22.96
7/6/2023	14:31 KYWC-KPU\	For Tee-TinKevin Aylwi	N\A	N\A	N\A	11.21
7/6/2023	14:54 HNIY-VL8N	For Tee-TinKevin Aylwi	N\A	N\A	N\A	22.96
7/6/2023	14:54 DUGQ-KPD.	For Tee-TinKevin Aylwi	N\A	N\A	N\A	22.96
7/6/2023	14:54 7JS0-D0QX	For Tee-TinKevin Aylwi	N\A	N\A	N\A	22.96
7/6/2023	14:33 DMHT-HSYI	For Tee-TinKevin Aylwi	N\A	N\A	N\A	22.96
7/5/2023	15:12 UWZP-86W	For Tee-TinKevin Aylwi	N\A	N\A	N\A	20.30
7/5/2023	15:11 YK7B-L5SM	For Tee-TinKevin Aylwi	N\A	N\A	N\A	20.30
7/5/2023	14:58 8J2O-M2Uz	For Tee-TinKevin Aylwi	N\A	N\A	N\A	20.42
7/5/2023	15:12 N7Y3-SKXB	For Tee-TinKevin Aylwi	N\A	N\A	N\A	20.30
7/5/2023	15:11 OHVI-VSS4	For Tee-TinKevin Aylwi	N\A	N\A	N\A	20.30
7/3/2023	13:44 KEC0-U3HB	For Tee-TinAndrew Giæ	N\A	N\A	N\A	22.96
7/3/2023	13:44 TM8P-UZPz	For Tee-TinAndrew Giæ	N\A	N\A	N\A	22.96
6/28/2023	14:14 NRN2-P7EF	For Tee-TinKevin Aylwi	N\A	N\A	N\A	22.96
6/25/2023	12:42 WQBE-P2Ri	For Tee-TinKen Burgm;	N\A	N\A	N\A	25.62
6/25/2023	12:42 JY6Z-L7SA	For Tee-TinKen Burgm;	N\A	N\A	N\A	25.62
6/24/2023	15:05 LRTQ-D64S	For Tee-TinKevin Aylwi	N\A	N\A	N\A	0.00
6/22/2023	15:31 PI51-VLV0	For Tee-TinKevin Aylwi	N\A	N\A	N\A	22.96
6/22/2023	16:52 PFZW-Z0CP	For Tee-TinKevin Aylwi	N\A	N\A	N\A	22.96
6/22/2023	15:57 KHKL-RT0T	For Tee-TinKevin Aylwi	N\A	N\A	N\A	28.06
6/22/2023	15:53 9H8G-5BJD	For Tee-TinKevin Aylwi	N\A	N\A	N\A	30.62
6/22/2023	15:52 5B2F-EEYC	For Tee-TinKevin Aylwi	N\A	N\A	N\A	30.62
6/22/2023	15:37 7UHE-EUPF	For Tee-TinKevin Aylwi	N\A	N\A	N\A	22.96
6/22/2023	15:36 S4HS-FU3H	For Tee-TinKevin Aylwi	N\A	N\A	N\A	22.96
6/22/2023	15:36 CRE3-176S	For Tee-TinKevin Aylwi	N\A	N\A	N\A	22.96
6/22/2023	15:35 KWTR-BKX)	For Tee-TinKevin Aylwi	N\A	N\A	N\A	22.96
6/22/2023	15:34 NV4K-TE89	For Tee-TinKevin Aylwi	N\A	N\A	N\A	22.96
6/22/2023	16:04 P36A-5HZS	For Tee-TinKevin Aylwi	N\A	N\A	N\A	29.95
6/22/2023	16:04 UNI3-S7G8	For Tee-TinKevin Aylwi	N\A	N\A	N\A	29.95
6/22/2023	15:49 6V8Q-29FE	For Tee-TinKevin Aylwi	N\A	N\A	N\A	22.96
6/22/2023	15:49 0GQY-0JUM	For Tee-TinKevin Aylwi	N\A	N\A	N\A	22.96
6/22/2023	15:40 YUIU-PFPS	For Tee-TinKevin Aylwi	N\A	N\A	N\A	24.81
6/22/2023	15:40 22CW-GJM	For Tee-TinKevin Aylwi	N\A	N\A	N\A	24.81
6/22/2023	15:32 10XR-5YZ5	For Tee-TinKevin Aylwi	N\A	N\A	N\A	22.96
6/22/2023	16:07 J6KZ-YO8L	For Tee-TinKevin Aylwi	N\A	N\A	N\A	20.30
6/21/2023	16:23 2HHM-W2T	For Tee-TinBobby Greæ	N\A	N\A	N\A	18.11
6/20/2023	13:04 QIDR-SXHP	For Tee-TinKevin Aylwi	N\A	N\A	N\A	20.30
6/19/2023	9:33 TIC2-8P5P	For Tee-TinKen Burgm;	N\A	N\A	N\A	45.92
6/18/2023	9:12 URG0-CIKE	For Tee-TinKen Burgm;	N\A	N\A	N\A	45.92
6/17/2023	15:26 ROMO-YV7	For Tee-TinJim Benoit	N\A	N\A	N\A	0.00
6/16/2023	14:43 HMY7-687L	For Tee-TinDylan Quin	N\A	N\A	N\A	0.00
6/16/2023	7:29 LBO6-ZUSE	For Tee-TinTammy Gra	N\A	N\A	N\A	0.00
6/16/2023	14:45 GICO-DHFC	For Tee-TinAndrew Giæ	N\A	N\A	N\A	0.00
6/15/2023	17:27 H50U-6OYC	For Tee-TinKevin Aylwi	N\A	N\A	N\A	0.00
6/15/2023	17:24 KH14-P706	For Tee-TinKevin Aylwi	N\A	N\A	N\A	0.00

6/15/2023	17:23	PCI1-VQ4Q	For Tee-TinKevin Aylwi	N\A	N\A	N\A	0.00
6/15/2023	17:27	2E2E-7Q46	For Tee-TinKevin Aylwi	N\A	N\A	N\A	0.00
6/15/2023	17:25	RSHC-VG0M	For Tee-TinKevin Aylwi	N\A	N\A	N\A	0.00
6/15/2023	18:03	7PSD-T5TW	For Tee-TinKevin Aylwi	N\A	N\A	N\A	17.64
6/15/2023	17:46	P6RN-QHLV	For Tee-TinKevin Aylwi	N\A	N\A	N\A	0.00
6/12/2023	9:44	HI8J-5GTS	For Tee-TinKen Burgm	N\A	N\A	N\A	0.00
6/11/2023	16:29	IW3J-FLJO	For Tee-Tin Mike Dick	N\A	N\A	N\A	14.97
6/11/2023	14:10	VU1Q-JA87	For Tee-Tin Mike Dick	N\A	N\A	N\A	22.96
6/11/2023	14:09	BGHL-DNY7	For Tee-Tin Mike Dick	N\A	N\A	N\A	22.96
6/10/2023	14:31	SM65-TI4P	For Tee-TinBobby Gre	N\A	N\A	N\A	22.96
6/10/2023	14:31	ZI4T-54EJ	For Tee-TinBobby Gre	N\A	N\A	N\A	22.96
6/9/2023	17:17	41BI-74IO	For Tee-TinBobby Gre	N\A	N\A	N\A	22.96
6/9/2023	17:16	MGWV-UM	For Tee-TinBobby Gre	N\A	N\A	N\A	22.96
6/9/2023	17:16	NPCO-K5KP	For Tee-TinBobby Gre	N\A	N\A	N\A	22.96
6/9/2023	16:55	NMQW-QB	For Tee-TinBobby Gre	N\A	N\A	N\A	10.15
6/7/2023	13:28	A3UG-RPH	For Tee-Tin Mike Dick	N\A	N\A	N\A	22.96
6/7/2023	13:27	9E7W-DSK	For Tee-Tin Mike Dick	N\A	N\A	N\A	22.96
6/7/2023	13:27	9XTL-QBZA	For Tee-Tin Mike Dick	N\A	N\A	N\A	22.96
6/7/2023	13:18	S2L3-H1VW	For Tee-Tin Mike Dick	N\A	N\A	N\A	22.96
6/7/2023	13:18	Z5LV-Z8KQ	For Tee-Tin Mike Dick	N\A	N\A	N\A	22.96
6/4/2023	16:41	2TML-8LJ	For Tee-Tin Mike Dick	N\A	N\A	N\A	8.82
6/4/2023	16:41	YH75-GYFK	For Tee-Tin Mike Dick	N\A	N\A	N\A	22.46
6/2/2023	8:54	QZYE-TKNY	For Tee-TinKevin Aylwi	N\A	N\A	N\A	22.96
6/2/2023	8:54	YDOH-X9NI	For Tee-TinKevin Aylwi	N\A	N\A	N\A	22.96
6/2/2023	8:54	6RKJ-WB2D	For Tee-TinKevin Aylwi	N\A	N\A	N\A	22.96
5/29/2023	9:13	DO19-UVU	For Tee-TinKevin Aylwi	N\A	N\A	N\A	22.96
5/29/2023	11:00	CKGM-K7M	For Tee-TinDylan Quin	N\A	N\A	N\A	22.96
5/26/2023	11:10	K7WR-PRST	For Tee-TinKevin Aylwi	N\A	N\A	N\A	45.92
5/26/2023	11:08	QI2E-KSGF	For Tee-TinKevin Aylwi	N\A	N\A	N\A	45.92
5/26/2023	11:08	HEYM-MB7	For Tee-TinKevin Aylwi	N\A	N\A	N\A	47.93
5/26/2023	11:06	ZLDQ-C6E8	For Tee-TinKevin Aylwi	N\A	N\A	N\A	45.92
5/26/2023	11:05	YFTY-D7HD	For Tee-TinKevin Aylwi	N\A	N\A	N\A	45.92
5/26/2023	10:55	6PGH-7UT	For Tee-TinKevin Aylwi	N\A	N\A	N\A	51.25
5/26/2023	11:03	KQAB-PL7V	For Tee-TinKevin Aylwi	N\A	N\A	N\A	45.92
5/26/2023	11:12	OZJE-RYV0	For Tee-TinKevin Aylwi	N\A	N\A	N\A	45.92
5/26/2023	11:15	TSPF-MJJY	For Tee-TinKevin Aylwi	N\A	N\A	N\A	45.92
5/26/2023	11:16	RTDP-UQF5	For Tee-TinKevin Aylwi	N\A	N\A	N\A	45.92
5/26/2023	11:39	6CB4-VYNC	For Tee-TinKevin Aylwi	N\A	N\A	N\A	22.96
5/26/2023	11:39	3DIW-JRRF	For Tee-TinKevin Aylwi	N\A	N\A	N\A	22.96
5/26/2023	11:49	BTNS-A7I1	For Tee-TinKevin Aylwi	N\A	N\A	N\A	0.00
5/26/2023	11:49	TDQT-JQX6	For Tee-TinKevin Aylwi	N\A	N\A	N\A	0.00
5/26/2023	13:25	FTVM-NL32	For Tee-TinBobby Gre	N\A	N\A	N\A	22.96
5/26/2023	11:49	GIM1-8ND	For Tee-TinKevin Aylwi	N\A	N\A	N\A	0.00
5/26/2023	11:49	7SHU-BKLP	For Tee-TinKevin Aylwi	N\A	N\A	N\A	0.00
5/26/2023	14:01	1QQ8-YKM	For Tee-TinBobby Gre	N\A	N\A	N\A	20.30
5/24/2023	12:06	6IMG-NJS6	For Tee-TinKevin Aylwi	N\A	N\A	N\A	40.60
5/24/2023	12:09	EOK2-MYF	For Tee-TinKevin Aylwi	N\A	N\A	N\A	40.60
5/24/2023	9:32	RCJP-08BP	For Tee-TinKevin Aylwi	N\A	N\A	N\A	17.93

5/22/2023	11:50 DGSN-JK3 For Tee-TirKevin Aylwi N\A	N\A	N\A	N\A	29.82
5/22/2023	12:09 5GF6-XJ4E- For Tee-TirKevin Aylwi N\A	N\A	N\A	N\A	59.64
5/22/2023	12:04 38EV-LJH6- For Tee-TirKevin Aylwi N\A	N\A	N\A	N\A	51.12
5/22/2023	12:10 QQAX-A1G. For Tee-TirKevin Aylwi N\A	N\A	N\A	N\A	59.64
5/22/2023	12:09 8VTR-9G4Q For Tee-TirKevin Aylwi N\A	N\A	N\A	N\A	59.64
5/22/2023	11:59 LJ0K-V2P1- For Tee-TirKevin Aylwi N\A	N\A	N\A	N\A	20.77
5/22/2023	16:46 F3YQ-605I- For Tee-TirTammy Gra N\A	N\A	N\A	N\A	20.24
5/22/2023	16:47 2BJ6-B8PJ- For Tee-TirTammy Gra N\A	N\A	N\A	N\A	20.24
5/22/2023	11:59 VM1Z-2UO For Tee-TirKevin Aylwi N\A	N\A	N\A	N\A	20.77
5/22/2023	11:43 MKTF-86L1 For Tee-TirKevin Aylwi N\A	N\A	N\A	N\A	20.77
5/22/2023	12:10 MMLN-HUJ For Tee-TirKevin Aylwi N\A	N\A	N\A	N\A	59.64
5/22/2023	12:02 9L7H-2O6R For Tee-TirKevin Aylwi N\A	N\A	N\A	N\A	51.12
5/14/2023	14:58 UNN5-3X1 For Tee-TirBobby Gre N\A	N\A	N\A	N\A	15.98
5/13/2023	8:50 JVGQ-HBSA For Tee-TirKevin Aylwi N\A	N\A	N\A	N\A	42.99
5/13/2023	17:55 3FNB-KBBJ- For Tee-TirBobby Gre N\A	N\A	N\A	N\A	15.44
5/11/2023	14:48 B0LQ-OSL7- For Tee-TirAndrew Gi N\A	N\A	N\A	N\A	20.24
5/11/2023	12:33 ZWFV-D26 For Tee-TirJim Benoit N\A	N\A	N\A	N\A	25.56
5/11/2023	14:55 GLT8-YN7I- For Tee-TirAndrew Gi N\A	N\A	N\A	N\A	40.47
5/11/2023	14:48 R3GC-HXZL For Tee-TirAndrew Gi N\A	N\A	N\A	N\A	20.24
5/10/2023	17:16 PNBB-8QCF For Tee-TirMike Dick N\A	N\A	N\A	N\A	19.17
5/1/2023	14:08 SYJM-7HF5 For Tee-TirKen Burgm N\A	N\A	N\A	N\A	23.16
5/1/2023	14:07 FOO7-B1XC For Tee-TirKen Burgm N\A	N\A	N\A	N\A	23.16
4/27/2023	10:47 B6XF-L2SR- For Tee-TirJim Benoit N\A	N\A	N\A	N\A	42.99
4/27/2023	15:03 U200-TICC- For Tee-TirKevin Aylwi N\A	N\A	N\A	N\A	24.50
4/27/2023	15:03 KT22-R692- For Tee-TirKevin Aylwi N\A	N\A	N\A	N\A	24.50
4/26/2023	9:44 BYV6-8CW For Tee-TirKevin Aylwi N\A	N\A	N\A	N\A	42.60
4/25/2023	13:40 YKZL-2HQ C For Tee-TirAndrew Gi N\A	N\A	N\A	N\A	48.99
4/24/2023	13:58 3MVG-YILQ For Tee-TirKen Burgm N\A	N\A	N\A	N\A	0.00
				LS	5245.48
				GN	1921.33
				TOTAL	7166.81

ref	holder_typ	holder_nam	member_n	player_type	total	deposit	owing	last_30
YGTB-RHK7	Customers	Neil Rohan		Florida Resi	\$5.59	5.59	0	0
BD7Y-Y3JL	Customers	Sherry Hale		Port Orange	\$8.52	8.52	0	0
W42B-99DI	Customers	Frank Gentry		Port Orange	\$9.80	9.8	0	0
HUJI-V2EM	Customers	Michael Watson		Junior 16 ar	\$13.71	13.71	0	0
FRDR-PX1P	Customers	Kenneth Burgman		Employee	\$34.43	34.43	0	0
AKFQ-295L	Customers	Jeff Hayduk		Port Orange	\$34.99	34.99	0	0
7RY7-4ZGL	Customers	Brandon Bobelak		Port Orange	\$50.00	50	0	0
W2FM-3XVC	Customers	Glenn Gracom		Florida Resi	\$50.00	50	0	0
RK9E-ZWUJ	Customers	George Hobbs		Port Orange	\$50.00	50	0	0
M3OT-7NC.	Customers	Shyanne Mathers		Port Orange	\$50.00	50	0	0
X47J-EABN	Customers	Al Gullion		Port Orange	\$60.00	60	0	0
J2IY-K8PB	Customers	Frank Molnar		Non Reside	\$65.00	65	0	0
OOET-9CYQ	Customers	Timothy Gibson		Port Orange	\$69.97	69.97	0	0
Q1AM-CEO	Customers	Brian Ross		Non Reside	\$70.00	70	0	0
1TPX-BUFM	Customers	Melinda Hatfield		Florida Resi	\$75.00	75	0	0
VHQ4-P7J5	Customers	Nicholas Fatigate		Port Orange	\$80.00	80	0	0
3I75-0BB1	Customers	JW Wharton		Florida Resi	\$85.00	85	0	0
AZC1-TYE8	Customers	Sean Deaton		Florida Resi	\$85.00	85	0	0
CD33-4A59	Customers	David Smith		Florida Resi	\$90.00	90	0	0
U5XI-JQW7	Customers	Michael Liskovec		Port Orange	\$120.00	120	0	0
FFVO-PM3Z	Customers	Barbra Pairot		Port Orange	\$120.00	120	0	0
ZZ01-U2RY	Customers	Roger Kincaid		Florida Resi	\$130.00	130	0	0
UNO5-1SLF	Customers	Darlene Breau		Non Reside	\$130.00	130	0	0
4WC0-SLP7	Customers	Dylan Kwong		Florida Resi	\$134.94	134.94	0	0
PS72-XHD7	Customers	Diane Authelet		Port Orange	\$140.00	140	0	0
CNCM-5Q9	Customers	Keith Campagnola		Port Orange	\$140.00	140	0	0
UOU6-N7U	Customers	Luis Marrero		Florida Resi	\$143.05	143.05	0	0
X6AW-Q8Q	Customers	Andrew Savery		Florida Resi	\$150.00	150	0	0
UWW8-RZ6	Customers	Scott schaffer		Port Orange	\$160.00	160	0	0
3Y9E-HEI3	Customers	Barbara Alvarado		Port Orange	\$195.00	195	0	0
NSAE-YOZ2	Customers	Nathan Henwood		Port Orange	\$195.00	195	0	0
IKGG-MW5	Customers	Amy Stricklan		Port Orange	\$196.00	196	0	0
86SW-PS8S	Customers	Elenita Stewart		Port Orange	\$198.00	198	0	0
345A-ZGYI	Customers	Alfredo Pairot		Port Orange	\$200.00	200	0	0
A22I-HYBA	Customers	Cyndi Ritchie		Port Orange	\$200.00	200	0	0
TLDU-HXE8	Customers	Lodging & Hospitality A		Outing	\$200.00	200	0	0
F1OG-LDQC	Customers	SEVMTC Tournament		Outing	\$200.00	200	0	0
6ATO-BJTB	Customers	Marine Science Center		Outing	\$200.00	200	0	0
5R9C-SGHV	Customers	Nate Engel		Non Reside	\$210.00	210	0	0
0D8H-GOTZ	Customers	Marty Mack		Employee	\$225.00	225	0	0
FAZI-YDW9	Customers	Matt Metz		Non Reside	\$225.00	225	0	0
ACSD-GK33	Customers	Josiah Anderson		Port Orange	\$225.00	225	0	0
9V04-PG4V	Customers	Cory Strazar		Port Orange	\$240.00	240	0	0
928T-PWFT	Customers	John Burmester		Non Reside	\$260.00	260	0	0
YFTJ-H1X5	Customers	joe cameron		Port Orange	\$260.00	260	0	0
351L-ZNZZ	Customers	Steve Williams		Port Orange	\$308.03	308.03	0	0

9Y9I-J3KL	Customers!	Cole Gittner	Port Orange	\$325.00	325	0	0
OMBM-2TJ	Customers!	Cobie Gittner	Port Orange	\$325.00	325	0	0
L8DU-APT3	Customers!	Jennifer Pickens	Port Orange	\$325.00	325	0	0
TE41-F8HS	Customers!	Church of God Assemb	Outing	\$500.00	500	0	0
7R4P-Y3R6	Customers!	Omicron-Omicron Tou	Outing	\$500.00	500	0	0
KSAP-5VRD	Customers!	FCA Golf Tournament	Outing	\$500.00	500	0	0
LNDH-TUS7	Customers!	John Breau	Port Orange	\$663.75	663.75	0	0
TXA6-IZMQ	Customers!	Spruce Creek Basketba	Outing	\$1,280.00	1280	0	0
M6X8-5KHI	Customers!	Atlantic Center for the	Outing	\$2,700.00	2700	0	0
VRUC-5JRD	Customers!	Siemens Energy Golf Tc	Outing	\$7,000.00	7000	0	0
Total from Aug Spreadsheet Event Deposits				\$5,550.00			
Total OD				\$25,760.78			

Adjustment made
GL \$18,299.06
 \$7,461.72

Card Num	Initial Bal	Current Bal	Status	Location	Activation L	Activation [Activation	Activation /	Last Opera
231768002	50	9.02	Active	Cypress Hc	Cypress Hc	2023-08-04	20028	50.00	Cypress Hc
231768019	120	120.00	Active	Cypress Hc	Cypress Hc	2023-04-19	695	120.00	
231768030	15	15.00	Active	Cypress Hc	Cypress Hc	2023-07-12	16769	15.00	
231768031	25	25.00	Active	Cypress Hc	Cypress Hc	2023-07-13	16912	25.00	
231768036	50	50.00	Active	Cypress Hc	Cypress Hc	2023-06-17	12786	50.00	
231768042	50	50.00	Active	Cypress Hc	Cypress Hc	2023-06-17	12799	50.00	
231768051	50	50.00	Active	Cypress Hc	Cypress Hc	2023-07-31	19550	50.00	
231768059	100	100.00	Active	Cypress Hc	Cypress Hc	2023-05-10	5970	100.00	
231768062	20	2.08	Active	Cypress Hc	Cypress Hc	2023-06-17	12774	20.00	Cypress Hc
231768074	120	120.00	Active	Cypress Hc	Cypress Hc	2023-06-16	12727	120.00	
231768088	100	63.79	Active	Cypress Hc	Cypress Hc	2023-07-22	18136	100.00	Cypress Hc
231768117	30	30.00	Active	Cypress Hc	Cypress Hc	2023-06-17	12774	30.00	
231768120	40	40.00	Active	Cypress Hc	Cypress Hc	2023-05-26	8758	40.00	
231768125	30	30.00	Active	Cypress Hc	Cypress Hc	2023-06-17	12774	30.00	
231768141	40	0.59	Active	Cypress Hc	Cypress Hc	2023-06-04	10349	40.00	Cypress Hc
231768142	100	36.74	Active	Cypress Hc	Cypress Hc	2023-08-14	21307	100.00	Cypress Hc
231768151	100	100.00	Active	Cypress Hc	Cypress Hc	2023-06-08	11171	100.00	
231768155	30	30.00	Active	Cypress Hc	Cypress Hc	2023-06-17	12774	30.00	
231768155	25	25.00	Active	Cypress Hc	Cypress Hc	2023-06-17	12774	25.00	
231768172	15	15.00	Active	Cypress Hc	Cypress Hc	2023-07-12	16769	15.00	
231768200	75	75.00	Active	Cypress Hc	Cypress Hc	2023-06-16	12612	75.00	
231768203	20	20.00	Active	Cypress Hc	Cypress Hc	2023-06-17	12774	20.00	
231768213	50	9.85	Active	Cypress Hc	Cypress Hc	2023-08-04	20120	50.00	Cypress Hc
231768215	65	65.00	Active	Cypress Hc	Cypress Hc	2023-05-07	5167	65.00	
231768230	58.58	58.58	Active	Cypress Hc	Cypress Hc	2023-05-31	9636	58.58	
231768231	25	25.00	Active	Cypress Hc	Cypress Hc	2023-06-17	12774	25.00	
231768302	15	15.00	Active	Cypress Hc	Cypress Hc	2023-07-27	18857	15.00	
231768308	100	100.00	Active	Cypress Hc	Cypress Hc	2023-06-15	12481	100.00	
231768310	250	250.00	Active	Cypress Hc	Cypress Hc	2023-06-11	11770	250.00	
231768312	15	15.00	Active	Cypress Hc	Cypress Hc	2023-07-27	18857	15.00	
231768315	30	30.00	Active	Cypress Hc	Cypress Hc	2023-06-04	10349	30.00	
231768328	25	25.00	Active	Cypress Hc	Cypress Hc	2023-06-17	12774	25.00	
231768341	53.25	53.25	Active	Cypress Hc	Cypress Hc	2023-05-31	9636	53.25	
231768358	60	60.00	Active	Cypress Hc	Cypress Hc	2023-08-05	20307	60.00	
231768360	15	0.00	Deactivated	Cypress Hc	Cypress Hc	2023-07-27	18857	15.00	Cypress Hc
231768365	15	15.00	Active	Cypress Hc	Cypress Hc	2023-07-27	18857	15.00	
231768372	15	15.00	Active	Cypress Hc	Cypress Hc	2023-07-27	18857	15.00	
231768373	200	104.15	Active	Cypress Hc	Cypress Hc	2023-08-09	20650	200.00	Cypress Hc
231768410	50	50.00	Active	Cypress Hc	Cypress Hc	2023-05-10	5915	50.00	
231768425	50	50.00	Active	Cypress Hc	Cypress Hc	2023-04-27	3061	50.00	
231768439	50	50.00	Active	Cypress Hc	Cypress Hc	2023-07-31	19613	50.00	
231768464	15	15.00	Active	Cypress Hc	Cypress Hc	2023-07-12	16769	15.00	
231768467	95	41.75	Active	Cypress Hc	Cypress Hc	2023-05-01	3917	95.00	Cypress Hc
231768478	30	1.26	Active	Cypress Hc	Cypress Hc	2023-06-04	10349	30.00	Cypress Hc
231768481	30	0.00	Deactivated	Cypress Hc	Cypress Hc	2023-08-10	20781	30.00	Cypress Hc
231768513	50	50.00	Active	Cypress Hc	Cypress Hc	2023-07-02	15011	50.00	
231768527	100	68.05	Active	Cypress Hc	Cypress Hc	2023-07-19	17692	100.00	Cypress Hc
231768533	50	4.40	Active	Cypress Hc	Cypress Hc	2023-06-24	13657	50.00	Cypress Hc
231768558	50	50.00	Active	Cypress Hc	Cypress Hc	2023-06-17	12786	50.00	
231768576	20	20.00	Active	Cypress Hc	Cypress Hc	2023-06-17	12774	20.00	
231768582	40	0.00	Deactivated	Cypress Hc	Cypress Hc	2023-08-04	20081	40.00	Cypress Hc
231768628	15	15.00	Active	Cypress Hc	Cypress Hc	2023-07-27	18857	15.00	
231768637	15	15.00	Active	Cypress Hc	Cypress Hc	2023-07-12	16769	15.00	
231768658	50	50.00	Active	Cypress Hc	Cypress Hc	2023-06-17	12774	50.00	
231768680	20	20.00	Active	Cypress Hc	Cypress Hc	2023-06-17	12774	20.00	
231768704	80	80.00	Active	Cypress Hc	Cypress Hc	2023-08-19	21929	80.00	
231768706	15	15.00	Active	Cypress Hc	Cypress Hc	2023-07-27	18857	15.00	
231768725	50	0.00	Deactivated	Cypress Hc	Cypress Hc	2023-05-12	6383	50.00	Cypress Hc
231768745	40	40.00	Active	Cypress Hc	Cypress Hc	2023-06-09	11379	40.00	
231768746	50	50.00	Active	Cypress Hc	Cypress Hc	2023-04-27	3061	50.00	
231768764	150	128.70	Active	Cypress Hc	Cypress Hc	2023-06-17	12817	150.00	Cypress Hc

Last Opera	Last Opera	Last Opera	Last Operation Type
2023-08-23	22497	-40.98	Withdraw
2023-07-08	16195	-17.92	Withdraw
2023-07-26	18740	-36.21	Withdraw
2023-06-05	10611	-39.41	Withdraw
2023-08-31	23737	-31.63	Withdraw
2023-08-23	22511	-40.15	Withdraw
2023-07-27	18908	-15.00	Withdraw
2023-08-27	23114	-95.85	Withdraw
2023-07-16	17248	-53.25	Withdraw
2023-06-28	14286	-28.74	Withdraw
2023-08-25	22867	-30.00	Withdraw
2023-07-20	17848	-31.95	Withdraw
2023-08-17	21586	-3.00	Withdraw
2023-08-23	22497	-40.00	Withdraw
2023-07-28	18976	-33.36	Withdraw
2023-07-09	16387	-21.30	Withdraw

231768765	15	15.00	Active	Cypress H€Cypress H€	2023-07-27 18857	15.00	
231768765	50	50.00	Active	Cypress H€Cypress H€	2023-06-22 13521	50.00	
231768776	15	15.00	Active	Cypress H€Cypress H€	2023-07-12 16769	15.00	
231768794	100	100.00	Active	Cypress H€Cypress H€	2023-08-13 21213	100.00	
231768809	50	50.00	Active	Cypress H€Cypress H€	2023-06-07 10923	50.00	
231768820	50	50.00	Active	Cypress H€Cypress H€	2023-08-02 19756	50.00	
231768832	15	15.00	Active	Cypress H€Cypress H€	2023-07-27 18857	15.00	
231768850	50	0.00	Deactivated	Cypress H€Cypress H€	2023-08-04 20043	50.00	Cypress H€
231768856	30	30.00	Active	Cypress H€Cypress H€	2023-06-17 12774	30.00	
231768868	50	2.07	Active	Cypress H€Cypress H€	2023-06-18 12934	50.00	Cypress H€
231768871	150	150.00	Active	Cypress H€Cypress H€	2023-07-02 15010	150.00	
231768887	15	15.00	Active	Cypress H€Cypress H€	2023-07-27 18857	15.00	
231768911	30	30.00	Active	Cypress H€Cypress H€	2023-08-02 19770	30.00	
231768926	15	15.00	Active	Cypress H€Cypress H€	2023-07-12 16769	15.00	
231768930	15	0.00	Deactivated	Cypress H€Cypress H€	2023-07-27 18857	15.00	Cypress H€
231768937	50	50.00	Active	Cypress H€Cypress H€	2023-06-14 12383	50.00	
231768972	15	15.00	Active	Cypress H€Cypress H€	2023-07-12 16769	15.00	
317680432	15	15.00	Active	Cypress H€Cypress H€	2023-07-12 16769	15.00	
317683102	54.32	0.00	Deactivated	Cypress H€Cypress H€	2023-04-21 1454	54.32	Cypress H€
627571001	20	0.00	Deactivated	Cypress Head Golf Club - Shop			
627571001	32	6.17	Active	Cypress Head Golf Club - Shop			Cypress H€
627571001	375	25.00	Active	Cypress Head Golf Club - Shop			Cypress H€
627571001	160	0.40	Active	Cypress Head Golf Club - Shop			Cypress H€
627571001	128	0.00	Deactivated	Cypress Head Golf Club - Shop			
627571001	10	0.00	Deactivated	Cypress Head Golf Club - Shop			
627571001	10	40.00	Active	Cypress Head Golf Club - Shop			Cypress H€
627571001	5	0.00	Deactivated	Cypress Head Golf Club - Shop			
627571001	10	30.00	Active	Cypress Head Golf Club - Shop			Cypress H€
627571001	160	0.00	Deactivated	Cypress Head Golf Club - Shop			
627571001	10	50.00	Active	Cypress Head Golf Club - Shop			Cypress H€
627571001	30	0.70	Active	Cypress Head Golf Club - Shop			Cypress H€
627571001	10	0.00	Deactivated	Cypress Head Golf Club - Shop			
627571001	100	0.00	Deactivated	Cypress Head Golf Club - Shop			
627571001	50	0.00	Deactivated	Cypress Head Golf Club - Shop			
627571001	45	25.00	Active	Cypress Head Golf Club - Shop			Cypress H€
627571001	60	32.00	Active	Cypress Head Golf Club - Shop			Cypress H€
627571001	44	0.00	Deactivated	Cypress Head Golf Club - Shop			
627571001	12	0.00	Deactivated	Cypress Head Golf Club - Shop			
627571001	34	0.00	Deactivated	Cypress Head Golf Club - Shop			
627571001	10	0.00	Deactivated	Cypress Head Golf Club - Shop			
627571001	50	8.66	Active	Cypress Head Golf Club - Shop			Cypress H€
627571001	5	0.00	Deactivated	Cypress Head Golf Club - Shop			
627571001	10	0.00	Deactivated	Cypress Head Golf Club - Shop			
627571001	10	0.00	Deactivated	Cypress Head Golf Club - Shop			
627571001	20	50.00	Active	Cypress Head Golf Club - Shop			Cypress H€
627571001	5	0.00	Deactivated	Cypress Head Golf Club - Shop			
627571001	5	0.00	Deactivated	Cypress Head Golf Club - Shop			
627571001	10	12.00	Active	Cypress Head Golf Club - Shop			Cypress H€
627571001	10	0.00	Deactivated	Cypress Head Golf Club - Shop			
627571001	5	92.00	Active	Cypress Head Golf Club - Shop			Cypress H€
627571001	21.89	3.75	Active	Cypress Head Golf Club - Shop			Cypress H€
627571001	9.99	0.00	Deactivated	Cypress Head Golf Club - Shop			
627571001	48	8.33	Active	Cypress Head Golf Club - Shop			Cypress H€
627571001	13	0.00	Deactivated	Cypress Head Golf Club - Shop			
627571001	30	0.00	Deactivated	Cypress Head Golf Club - Shop			
627571001	5	0.00	Deactivated	Cypress Head Golf Club - Shop			
627571001	5	0.44	Active	Cypress Head Golf Club - Shop			Cypress H€
627571001	5	1.99	Active	Cypress Head Golf Club - Shop			Cypress H€
627571001	20	0.00	Deactivated	Cypress Head Golf Club - Shop			
627571001	5	96.00	Active	Cypress Head Golf Club - Shop			Cypress H€
627571001	70	0.00	Deactivated	Cypress Head Golf Club - Shop			
627571001	100	8.00	Active	Cypress Head Golf Club - Shop			Cypress H€

2023-08-23 22497	-50.00	Withdraw
2023-07-04 15374	-47.93	Withdraw
2023-07-27 18907	-15.00	Withdraw
2023-04-21 Missing Ca	-54.32	Withdraw
2023-04-17	6.17	Initial import
2023-04-17	25.00	Initial import
2023-04-17	0.40	Initial import
2023-04-17	40.00	Initial import
2023-04-17	30.00	Initial import
2023-04-17	50.00	Initial import
2023-04-17	0.70	Initial import
2023-04-17	25.00	Initial import
2023-04-17	32.00	Initial import
2023-04-17	8.66	Initial import
2023-04-17	50.00	Initial import
2023-04-17	12.00	Initial import
2023-04-17	92.00	Initial import
2023-04-17	3.75	Initial import
2023-04-17	8.33	Initial import
2023-04-17	0.44	Initial import
2023-04-17	1.99	Initial import
2023-04-17	96.00	Initial import
2023-04-17	8.00	Initial import

2023-04-17	50.00	Initial import
2023-04-17	50.00	Initial import
2023-04-17	3.04	Initial import
2023-04-17	50.00	Initial import
2023-04-17	26.00	Initial import
2023-04-17	0.20	Initial import
2023-04-17	61.51	Initial import
2023-04-17	0.03	Initial import
2023-04-17	0.49	Initial import
2023-04-17	11.00	Initial import
2023-04-17	6.00	Initial import
2023-04-17	0.97	Initial import
2023-04-17	2.33	Initial import
2023-04-17	12.00	Initial import
2023-04-17	0.10	Initial import
2023-04-17	31.00	Initial import
2023-04-17	29.79	Initial import
2023-04-17	0.04	Initial import
2023-04-17	10.00	Initial import
2023-04-17	0.05	Initial import
2023-04-17	14.04	Initial import
2023-04-17	164.65	Initial import
2023-04-17	9.00	Initial import
2023-04-17	23.76	Initial import
2023-04-17	10.75	Initial import
2023-04-17	0.04	Initial import
2023-04-17	37.44	Initial import

2023-04-17	0.55	Initial import
2023-04-17	3.64	Initial import
2023-04-17	2.04	Initial import
2023-04-17	3.87	Initial import
2023-04-17	25.00	Initial import
2023-04-17	20.00	Initial import
2023-04-17	85.99	Initial import
2023-04-17	22.00	Initial import
2023-04-17	10.08	Initial import
2023-04-17	143.03	Initial import
2023-04-17	2.00	Initial import
2023-04-17	50.00	Initial import
2023-04-17	30.00	Initial import
2023-04-17	128.00	Initial import
2023-04-17	5.00	Initial import
2023-04-17	4.87	Initial import
2023-04-17	20.00	Initial import
2023-04-17	18.00	Initial import
2023-04-17	40.00	Initial import
2023-04-17	3.58	Initial import
2023-04-17	12.00	Initial import
2023-04-17	100.00	Initial import
2023-04-17	100.01	Initial import
2023-04-17	11.00	Initial import

2023-04-17	33.00	Initial import
2023-04-17	30.00	Initial import
2023-04-17	40.00	Initial import
2023-04-17	47.01	Initial import
2023-04-17	30.00	Initial import
2023-04-17	25.00	Initial import
2023-04-17	24.00	Initial import
2023-04-17	0.11	Initial import
2023-04-17	1.00	Initial import
2023-04-17	50.00	Initial import
2023-04-17	3.72	Initial import
2023-04-17	0.01	Initial import
2023-04-17	2.34	Initial import
2023-06-29 14423	-50.06	Withdraw
2023-04-17	2.50	Initial import
2023-04-17	1.46	Initial import
2023-04-17	3.51	Initial import
2023-04-17	56.51	Initial import
2023-04-17	13.10	Initial import
2023-04-17	150.00	Initial import
2023-04-17	0.01	Initial import

2023-04-17	2.56	Initial import
2023-04-17	87.47	Initial import
2023-04-17	0.02	Initial import
2023-04-17	20.00	Initial import
2023-04-17	24.00	Initial import
2023-04-17	10.00	Initial import
2023-04-17	0.01	Initial import
2023-04-17	15.00	Initial import
2023-04-17	50.00	Initial import
2023-04-17	91.50	Initial import
2023-04-17	50.00	Initial import
2023-04-17	50.00	Initial import
2023-04-17	0.81	Initial import
2023-04-17	109.00	Initial import
2023-04-17	0.10	Initial import
2023-04-17	100.00	Initial import
2023-04-17	50.00	Initial import
2023-04-17	66.01	Initial import
2023-04-17	35.00	Initial import
2023-04-17	3.44	Initial import
2023-04-17	0.60	Initial import
2023-04-17	160.00	Initial import
2023-04-17	50.00	Initial import
2023-04-17	10.00	Initial import

2023-04-17	10.00	Initial import
2023-04-17	6.00	Initial import
2023-04-17	10.50	Initial import
2023-04-17	5.16	Initial import
2023-04-17	50.00	Initial import
2023-04-17	30.00	Initial import
2023-04-17	19.99	Initial import
2023-04-17	14.00	Initial import
2023-04-17	9.25	Initial import
2023-04-17	10.50	Initial import
2023-04-17	22.16	Initial import
2023-04-17	30.00	Initial import
2023-04-17	24.00	Initial import
2023-04-17	10.00	Initial import
2023-04-17	75.00	Initial import
2023-04-17	4.50	Initial import
2023-04-17	50.01	Initial import
2023-04-17	12.00	Initial import
2023-04-17	1.14	Initial import
2023-04-17	6.00	Initial import

2023-04-17	4.00	Initial import
2023-04-17	86.01	Initial import
2023-04-17	15.00	Initial import
2023-04-17	80.01	Initial import
2023-04-17	50.00	Initial import
2023-04-17	8.00	Initial import
2023-04-17	158.00	Initial import
2023-04-17	40.00	Initial import
2023-04-17	50.00	Initial import
2023-04-17	3.50	Initial import
2023-04-17	25.00	Initial import
2023-04-17	0.82	Initial import
2023-04-17	22.00	Initial import
2023-04-17	50.00	Initial import
2023-04-17	40.00	Initial import
2023-04-17	25.00	Initial import
2023-04-17	25.00	Initial import
2023-04-17	8.09	Initial import
2023-04-17	6.20	Initial import
2023-04-17	10.50	Initial import
2023-04-17	17.00	Initial import
2023-04-17	33.97	Initial import
2023-04-17	25.00	Initial import
2023-04-17	0.06	Initial import
2023-04-17	17.00	Initial import
2023-04-17	4.00	Initial import

2023-04-17	100.00	Initial import
2023-04-17	200.00	Initial import
2023-04-17	90.03	Initial import
2023-04-17	10.00	Initial import
2023-04-17	23.00	Initial import
2023-04-17	40.00	Initial import
2023-04-17	9.01	Initial import
2023-04-17	16.00	Initial import
2023-04-17	1.50	Initial import
2023-04-17	21.79	Initial import
2023-04-17	50.00	Initial import
2023-04-17	17.00	Initial import
2023-04-17	400.00	Initial import
2023-04-17	97.01	Initial import
2023-04-17	30.00	Initial import
2023-04-17	11.50	Initial import
2023-04-17	4.00	Initial import
2023-04-17	1.85	Initial import
2023-04-17	50.00	Initial import

627571001	50	3.16	Active	Cypress Head Golf Club - Shop	Cypress He
627571001	50	2.00	Active	Cypress Head Golf Club - Shop	Cypress He
627571001	50	0.00	Deactivated	Cypress Head Golf Club - Shop	
627571001	25	0.00	Deactivated	Cypress Head Golf Club - Shop	
627571001	25	25.00	Active	Cypress Head Golf Club - Shop	Cypress He
627571001	96	63.51	Active	Cypress Head Golf Club - Shop	Cypress He
627571001	11.24	0.24	Active	Cypress Head Golf Club - Shop	Cypress He
627571001	40	0.68	Active	Cypress Head Golf Club - Shop	Cypress He
627571001	40	0.21	Active	Cypress Head Golf Club - Shop	Cypress He
627571001	40	9.25	Active	Cypress Head Golf Club - Shop	Cypress He
627571001	40	40.00	Active	Cypress Head Golf Club - Shop	Cypress He
627571001	40	0.00	Deactivated	Cypress Head Golf Club - Shop	
627571001	40	0.00	Deactivated	Cypress Head Golf Club - Shop	
627571001	30	0.00	Deactivated	Cypress Head Golf Club - Shop	
627571001	50	13.10	Active	Cypress Head Golf Club - Shop	Cypress He
627571001	17	0.83	Active	Cypress Head Golf Club - Shop	Cypress He
627571001	14	40.00	Active	Cypress Head Golf Club - Shop	Cypress He
627571001	50	0.00	Deactivated	Cypress Head Golf Club - Shop	
627571001	100	5.49	Active	Cypress Head Golf Club - Shop	Cypress He
627571001	150	50.01	Active	Cypress Head Golf Club - Shop	Cypress He
627571001	14	0.00	Deactivated	Cypress Head Golf Club - Shop	
627571001	30	0.00	Deactivated	Cypress Head Golf Club - Shop	
627571001	20	0.00	Deactivated	Cypress Head Golf Club - Shop	
627571002	20	0.00	Deactivated	Cypress Head Golf Club - Shop	
627571002	50	2.24	Active	Cypress Head Golf Club - Shop	Cypress He
627571002	31	0.00	Deactivated	Cypress Head Golf Club - Shop	
627571002	15	10.00	Active	Cypress Head Golf Club - Shop	Cypress He
627571002	20	0.00	Deactivated	Cypress Head Golf Club - Shop	
627571002	10	3.18	Active	Cypress Head Golf Club - Shop	Cypress He
627571002	20	0.00	Deactivated	Cypress Head Golf Club - Shop	
627571002	20	3.00	Active	Cypress Head Golf Club - Shop	Cypress He
627571002	10.98	10.99	Active	Cypress Head Golf Club - Shop	Cypress He
627571002	12	25.00	Active	Cypress Head Golf Club - Shop	Cypress He
627571002	10.98	0.68	Active	Cypress Head Golf Club - Shop	Cypress He
627571002	10	0.00	Deactivated	Cypress Head Golf Club - Shop	
627571002	50	100.00	Active	Cypress Head Golf Club - Shop	Cypress He
627571002	15	0.00	Deactivated	Cypress Head Golf Club - Shop	
627571002	20	0.09	Active	Cypress Head Golf Club - Shop	Cypress He
627571002	12	0.00	Deactivated	Cypress Head Golf Club - Shop	
627571002	10	0.00	Deactivated	Cypress Head Golf Club - Shop	
627571002	20	0.00	Deactivated	Cypress Head Golf Club - Shop	
627571002	7.58	0.00	Deactivated	Cypress Head Golf Club - Shop	
627571002	10.98	0.00	Deactivated	Cypress Head Golf Club - Shop	
627571002	100	0.00	Deactivated	Cypress Head Golf Club - Shop	
627571002	12	0.00	Deactivated	Cypress Head Golf Club - Shop	
627571002	7.58	8.01	Active	Cypress Head Golf Club - Shop	Cypress He
627571002	10.98	50.00	Active	Cypress Head Golf Club - Shop	Cypress He
627571002	12	0.00	Deactivated	Cypress Head Golf Club - Shop	
627571002	7.58	0.00	Deactivated	Cypress Head Golf Club - Shop	
627571002	12	0.00	Deactivated	Cypress Head Golf Club - Shop	
627571002	100	0.00	Deactivated	Cypress Head Golf Club - Shop	
627571002	12	0.00	Deactivated	Cypress Head Golf Club - Shop	
627571002	7.58	1.23	Active	Cypress Head Golf Club - Shop	Cypress He
627571002	10.98	0.00	Deactivated	Cypress Head Golf Club - Shop	
627571002	10.98	100.00	Active	Cypress Head Golf Club - Shop	Cypress He
627571002	13.01	0.00	Deactivated	Cypress Head Golf Club - Shop	
627571002	12	6.67	Active	Cypress Head Golf Club - Shop	Cypress He
627571002	220.03	82.06	Active	Cypress Head Golf Club - Shop	Cypress He
627571002	100	21.19	Active	Cypress Head Golf Club - Shop	Cypress He
627571002	50	4.44	Active	Cypress Head Golf Club - Shop	Cypress He
627571002	50	0.18	Active	Cypress Head Golf Club - Shop	Cypress He
627571002	150	0.00	Deactivated	Cypress Head Golf Club - Shop	

2023-04-17	3.16	Initial import
2023-04-17	2.00	Initial import
2023-04-17	25.00	Initial import
2023-04-17	63.51	Initial import
2023-04-17	0.24	Initial import
2023-04-17	0.68	Initial import
2023-04-17	0.21	Initial import
2023-04-17	9.25	Initial import
2023-04-17	40.00	Initial import
2023-04-17	13.10	Initial import
2023-04-17	0.83	Initial import
2023-04-17	40.00	Initial import
2023-04-17	5.49	Initial import
2023-04-17	50.01	Initial import
2023-04-17	2.24	Initial import
2023-04-17	10.00	Initial import
2023-04-17	3.18	Initial import
2023-04-17	3.00	Initial import
2023-04-17	10.99	Initial import
2023-04-17	25.00	Initial import
2023-04-17	0.68	Initial import
2023-04-17	100.00	Initial import
2023-04-17	0.09	Initial import
2023-04-17	8.01	Initial import
2023-04-17	50.00	Initial import
2023-04-17	1.23	Initial import
2023-04-17	100.00	Initial import
2023-04-17	6.67	Initial import
2023-04-17	82.06	Initial import
2023-04-17	21.19	Initial import
2023-04-17	4.44	Initial import
2023-04-17	0.18	Initial import

2023-04-17	50.00	Initial import
2023-04-17	30.00	Initial import
2023-04-17	13.00	Initial import
2023-04-17	13.79	Initial import
2023-04-17	100.00	Initial import
2023-04-17	20.00	Initial import
2023-04-17	42.00	Initial import
2023-04-17	40.00	Initial import
2023-04-17	50.00	Initial import
2023-04-17	1.05	Initial import
2023-04-17	2.49	Initial import
2023-04-17	5.00	Initial import
2023-04-17	20.50	Initial import
2023-04-17	100.00	Initial import
2023-04-17	6.00	Initial import
2023-04-17	101.50	Initial import
2023-04-17	65.00	Initial import
2023-04-17	11.00	Initial import
2023-04-17	10.00	Initial import
2023-04-17	12.00	Initial import

2023-04-17	75.00	Initial import
2023-04-17	40.00	Initial import
2023-04-17	20.00	Initial import
2023-04-17	1.02	Initial import
2023-04-17	15.00	Initial import
2023-04-17	97.29	Initial import
2023-04-17	100.72	Initial import
2023-04-17	20.00	Initial import
2023-04-17	9.53	Initial import
2023-04-17	40.00	Initial import
2023-04-17	17.25	Initial import
2023-04-17	41.52	Initial import
2023-04-17	21.99	Initial import
2023-04-17	0.43	Initial import
2023-04-17	50.00	Initial import
2023-04-17	40.00	Initial import
2023-04-17	77.57	Initial import

2023-04-17	50.00	Initial import
2023-04-17	0.02	Initial import
2023-04-17	8.38	Initial import
2023-04-17	100.00	Initial import
2023-04-17	3.52	Initial import
2023-04-17	9.00	Initial import
2023-04-17	35.59	Initial import
2023-04-17	50.00	Initial import
2023-04-17	21.00	Initial import
2023-04-17	0.25	Initial import
2023-04-17	2.09	Initial import
2023-04-17	0.24	Initial import
2023-04-17	40.77	Initial import
2023-04-17	20.00	Initial import
2023-04-17	11.50	Initial import
2023-04-17	0.98	Initial import
2023-04-17	29.70	Initial import

2023-04-17	36.00	Initial import
2023-04-17	20.00	Initial import
2023-04-17	75.50	Initial import
2023-04-17	20.00	Initial import
2023-04-17	11.50	Initial import
2023-04-17	0.01	Initial import
2023-04-17	150.00	Initial import
2023-04-17	40.00	Initial import
2023-04-17	0.51	Initial import
2023-04-17	12.00	Initial import
2023-04-17	2.00	Initial import

2023-04-17	11.25	Initial import
------------	-------	----------------

2023-04-17	0.76	Initial import
------------	------	----------------

2023-04-17	11.25	Initial import
2023-04-17	11.25	Initial import

2023-04-17	15.86	Initial import
2023-04-17	13.00	Initial import

2023-04-17	20.00	Initial import
------------	-------	----------------

2023-04-17	40.00	Initial import
------------	-------	----------------

2023-04-17	240.00	Initial import
2023-04-17	7.00	Initial import
2023-04-17	7.00	Initial import

2023-04-17	50.00	Initial import
2023-04-17	4.00	Initial import
2023-04-17	4.00	Initial import

2023-04-17	50.00	Initial import
------------	-------	----------------

2023-04-17	40.00	Initial import
------------	-------	----------------

2023-04-17	0.63	Initial import
2023-04-17	0.02	Initial import
2023-04-17	90.00	Initial import

2023-04-17	11.00	Initial import
2023-04-17	50.00	Initial import
2023-04-17	16.00	Initial import

2023-04-17	0.06	Initial import
2023-04-17	0.04	Initial import

2023-04-17	0.05	Initial import
2023-04-17	20.00	Initial import
2023-04-17	17.00	Initial import

2023-04-17	21.00	Initial import
2023-04-17	2.44	Initial import
2023-04-17	55.00	Initial import

2023-04-17	28.00	Initial import
------------	-------	----------------

2023-04-17	28.00	Initial import
2023-04-17	0.63	Initial import

2023-04-17	50.00	Initial import
------------	-------	----------------

2023-04-17	50.00	Initial import
------------	-------	----------------

2023-04-17	25.00	Initial import
------------	-------	----------------

2023-04-17	29.76	Initial import
------------	-------	----------------

2023-04-17	51.01	Initial import
------------	-------	----------------

2023-04-17	150.00	Initial import
------------	--------	----------------

2023-04-17	25.00	Initial import
------------	-------	----------------

2023-04-17	0.99	Initial import
------------	------	----------------

2023-04-17	18.64	Initial import
------------	-------	----------------

2023-04-17	50.00	Initial import
------------	-------	----------------

2023-04-17	3.77	Initial import
2023-04-17	75.00	Initial import
2023-04-17	69.97	Initial import
2023-04-17	63.40	Initial import
2023-04-17	1.01	Initial import
2023-04-17	10.59	Initial import
2023-04-17	55.00	Initial import
2023-04-17	2.63	Initial import
2023-04-17	50.00	Initial import
2023-04-17	30.00	Initial import
2023-04-17	109.03	Initial import
2023-04-17	10.00	Initial import
2023-08-05 20247	-30.30	Withdraw
2023-04-17	19.97	Initial import
2023-04-17	54.83	Initial import
2023-04-17	30.00	Initial import
2023-04-17	20.18	Initial import
2023-04-17	1.01	Initial import
2023-04-17	100.00	Initial import
2023-04-17	12.69	Initial import
2023-04-17	69.97	Initial import
2023-04-17	3.28	Initial import
2023-04-17	50.00	Initial import
2023-04-17	7.84	Initial import
2023-04-17	125.00	Initial import
2023-04-17	25.00	Initial import

2023-04-17	24.99	Initial import
2023-04-17	7.60	Initial import
2023-04-17	100.00	Initial import
2023-04-17	1.95	Initial import
2023-04-17	4.65	Initial import
2023-04-17	38.21	Initial import
2023-04-17	100.00	Initial import
2023-04-17	50.00	Initial import
2023-04-17	23.40	Initial import
2023-04-17	10.00	Initial import
2023-04-17	10.00	Initial import
2023-04-17	50.00	Initial import
2023-04-17	19.97	Initial import
2023-04-17	30.00	Initial import
2023-04-17	2.97	Initial import
2023-04-17	15.00	Initial import
2023-04-17	181.36	Initial import
2023-04-17	0.77	Initial import
2023-04-17	30.00	Initial import
2023-04-17	30.60	Initial import
2023-04-17	3.80	Initial import
2023-04-17	34.98	Initial import
2023-04-17	10.00	Initial import
2023-04-17	50.00	Initial import
2023-04-17	25.00	Initial import

2023-04-17	45.00	Initial import
2023-04-17	5.84	Initial import
2023-04-17	40.00	Initial import
2023-04-17	0.20	Initial import
2023-04-17	20.99	Initial import
2023-04-17	93.99	Initial import
2023-04-17	10.48	Initial import
2023-04-17	20.00	Initial import
2023-04-17	4.00	Initial import
2023-04-17	30.00	Initial import
2023-04-17	16.01	Initial import
2023-04-17	100.00	Initial import
2023-04-17	21.98	Initial import
2023-04-17	4.15	Initial import
2023-07-14 17024	-1.77	Withdraw
2023-04-17	1.09	Initial import
2023-04-17	30.00	Initial import
2023-04-17	48.00	Initial import
2023-04-17	15.00	Initial import
2023-04-17	25.00	Initial import
2023-04-17	3.50	Initial import
2023-04-17	25.00	Initial import
2023-04-17	5.70	Initial import
2023-04-17	25.00	Initial import
2023-04-17	30.00	Initial import
2023-04-17	13.73	Initial import
2023-04-17	100.00	Initial import
2023-04-17	100.00	Initial import
2023-04-17	14.42	Initial import

2023-05-18 7761	-46.64	Withdraw
2023-04-17	3.00	Initial import
2023-04-17	18.10	Initial import
2023-04-17	17.00	Initial import
2023-04-17	15.00	Initial import
2023-04-17	1.05	Initial import
2023-04-17	50.00	Initial import
2023-04-17	5.10	Initial import
2023-05-09 5476	-55.96	Withdraw
2023-04-17	50.00	Initial import
2023-04-17	2.04	Initial import
2023-04-17	17.11	Initial import
2023-04-17	5.97	Initial import
2023-04-17	125.00	Initial import
2023-04-17	50.00	Initial import
2023-05-09 5476	-11.01	Withdraw
2023-04-17	102.10	Initial import
2023-04-17	15.00	Initial import
2023-04-17	31.08	Initial import
2023-04-17	38.00	Initial import
2023-04-17	40.00	Initial import
2023-04-17	40.00	Initial import
2023-04-17	30.00	Initial import
2023-04-17	50.00	Initial import
2023-04-17	20.00	Initial import
2023-04-17	44.65	Initial import
2023-04-17	20.00	Initial import
2023-04-17	50.00	Initial import

2023-04-17	3.00	Initial import
2023-06-09 11369	-47.61	Withdraw
2023-04-17	23.59	Initial import
2023-04-17	0.43	Initial import
2023-04-17	50.00	Initial import
2023-04-17	37.00	Initial import
2023-04-17	15.00	Initial import
2023-04-17	50.00	Initial import
2023-04-17	0.58	Initial import
2023-07-01 14712	-20.00	Withdraw
2023-04-17	32.02	Initial import
2023-04-17	25.00	Initial import
2023-04-17	15.00	Initial import
2023-04-17	15.00	Initial import
2023-04-17	50.00	Initial import
2023-04-17	25.00	Initial import
2023-04-17	50.00	Initial import
2023-04-17	15.00	Initial import
2023-04-17	18.10	Initial import
2023-04-17	25.00	Initial import
2023-04-17	4.76	Initial import
2023-04-17	50.00	Initial import
2023-04-17	150.00	Initial import

2023-04-17	30.00	Initial import
2023-04-17	4.19	Initial import
2023-04-17	55.29	Initial import

2023-04-17	20.00	Initial import
2023-04-17	100.00	Initial import

2023-04-17	25.00	Initial import
------------	-------	----------------

2023-04-17	25.00	Initial import
------------	-------	----------------

2023-04-17	25.00	Initial import
2023-04-17	10.00	Initial import
2023-04-17	80.00	Initial import
2023-04-17	51.01	Initial import
2023-04-17	20.31	Initial import
2023-04-17	8.00	Initial import
2023-04-17	30.00	Initial import

2023-04-17	50.00	Initial import
2023-04-17	45.00	Initial import
2023-04-17	43.58	Initial import

2023-04-17	17.00	Initial import
------------	-------	----------------

2023-04-17	5.82	Initial import
2023-04-17	50.00	Initial import
2023-04-17	5.82	Initial import

2023-04-17	42.60	Initial import
2023-04-17	63.00	Initial import

2023-04-17	50.00	Initial import
------------	-------	----------------

2023-04-17	50.00	Initial import
------------	-------	----------------

2023-04-17	50.00	Initial import
------------	-------	----------------

2023-04-19850	-3.31	Withdraw
---------------	-------	----------

2023-04-17	0.05	Initial import
2023-04-17	133.39	Initial import
2023-04-17	50.00	Initial import
2023-04-17	50.00	Initial import
2023-04-17	5.99	Initial import
2023-04-17	0.32	Initial import
2023-04-17	0.86	Initial import
2023-04-17	45.00	Initial import
2023-04-17	40.00	Initial import
2023-04-17	1.41	Initial import
2023-04-17	27.28	Initial import
2023-04-17	41.37	Initial import
2023-04-17	34.98	Initial import
2023-04-17	2.00	Initial import
2023-04-17	25.00	Initial import
2023-04-17	8.01	Initial import
2023-04-17	5.09	Initial import
2023-04-17	25.32	Initial import
2023-04-17	500.00	Initial import
2023-04-17	90.00	Initial import
2023-04-17	9.18	Initial import
2023-04-17	1.00	Initial import
2023-04-17	38.00	Initial import
2023-04-17	4.22	Initial import
2023-04-17	33.10	Initial import
2023-04-17	40.00	Initial import

2023-04-17	50.00	Initial import
2023-04-17	6.30	Initial import
2023-04-17	3.13	Initial import
2023-04-17	59.52	Initial import
2023-04-17	27.11	Initial import
2023-04-17	15.05	Initial import
2023-04-17	16.37	Initial import
2023-04-17	44.74	Initial import
2023-04-17	43.67	Initial import
2023-04-17	0.82	Initial import
2023-04-17	1.19	Initial import
2023-04-17	100.00	Initial import
2023-04-17	35.00	Initial import
2023-04-17	0.59	Initial import
2023-04-17	25.00	Initial import
2023-04-17	2.78	Initial import
2023-04-17	45.00	Initial import
2023-04-17	37.20	Initial import
2023-04-17	5.27	Initial import
2023-04-17	19.44	Initial import
2023-04-17	19.11	Initial import
2023-04-17	100.00	Initial import
2023-04-17	37.50	Initial import
2023-04-17	0.01	Initial import
2023-04-17	5.94	Initial import

2023-04-17	5.65	Initial import
2023-04-17	50.00	Initial import
2023-04-17	50.00	Initial import
2023-04-17	1.24	Initial import
2023-04-17	0.78	Initial import
2023-04-17	18.96	Initial import

2023-04-17	25.00	Initial import
2023-04-17	10.54	Initial import
2023-04-17	32.90	Initial import

2023-04-17	50.00	Initial import
------------	-------	----------------

2023-04-17	100.00	Initial import
2023-04-17	50.00	Initial import

2023-04-17	150.00	Initial import
2023-04-17	150.00	Initial import
2023-04-17	150.00	Initial import
2023-04-17	150.00	Initial import
2023-04-17	19.88	Initial import

2023-08-24 22661	-10.01	Withdraw
2023-04-17	100.00	Initial import
2023-04-17	50.00	Initial import
2023-05-03 4341	-105.40	Withdraw

2023-04-17	0.86	Initial import
2023-04-17	2.75	Initial import

2023-07-28 18968	-53.25	Withdraw
2023-04-17	40.00	Initial import

2023-04-17	56.35	Initial import
2023-04-17	30.00	Initial import
2023-04-17	25.00	Initial import
2023-04-17	50.73	Initial import
2023-06-05 10645	-0.98	Withdraw
2023-04-17	25.00	Initial import

2023-04-17	106.38	Initial import
------------	--------	----------------

2023-04-17	25.00	Initial import
2023-04-17	50.00	Initial import
2023-04-17	300.00	Initial import

2023-04-17	50.00	Initial import
2023-04-17	20.00	Initial import

2023-04-20 1075	-100.00	Withdraw
-----------------	---------	----------

2023-04-17	68.35	Initial import
2023-04-17	150.00	Initial import

2023-04-17	9.97	Initial import
2023-05-08 5331	-42.47	Withdraw
2023-04-17	50.35	Initial import
2023-04-17	20.00	Initial import
2023-08-22 22351	-3.86	Withdraw
2023-04-17	20.00	Initial import
2023-07-14 17024	-6.99	Withdraw
2023-04-17	90.50	Initial import
2023-04-17	110.54	Initial import
2023-04-17	1.21	Initial import
2023-06-02 10027	-75.00	Withdraw
2023-04-17	4.08	Initial import
2023-04-17	30.00	Initial import
2023-04-17	20.00	Initial import
2023-04-17	20.50	Initial import
2023-04-17	62.30	Initial import
2023-04-17	15.91	Initial import
2023-07-14 17024	-20.00	Withdraw
2023-04-17	29.57	Initial import
2023-04-17	30.00	Initial import
2023-04-17	100.00	Initial import
2023-04-17	40.00	Initial import
2023-04-17	7.40	Initial import
2023-04-17	32.40	Initial import
2023-04-17	20.00	Initial import
2023-04-17	75.00	Initial import
2023-04-17	50.00	Initial import
2023-04-17	25.00	Initial import
2023-04-17	100.00	Initial import
2023-04-17	100.00	Initial import
2023-04-17	50.00	Initial import
2023-04-17	25.00	Initial import
2023-04-17	50.00	Initial import
2023-07-04 15420	-67.53	Withdraw
2023-04-17	17.07	Initial import
2023-04-17	20.00	Initial import
2023-04-17	20.00	Initial import

2023-04-17	2.09	Initial import
2023-04-17	20.00	Initial import
2023-04-17	2.10	Initial import
2023-04-17	25.00	Initial import
2023-04-17	20.00	Initial import
2023-04-17	10.00	Initial import
2023-06-23 13613	-20.01	Withdraw
2023-04-17	20.00	Initial import
2023-04-17	20.00	Initial import
2023-04-17	100.00	Initial import
2023-04-17	100.00	Initial import
2023-04-17	200.00	Initial import
2023-04-17	7.40	Initial import
2023-08-25 22745	-47.93	Withdraw
2023-04-17	50.00	Initial import
2023-04-17	50.00	Initial import
2023-04-17	100.00	Initial import
2023-04-17	2.10	Initial import
2023-04-17	50.00	Initial import
2023-04-17	46.66	Initial import
2023-04-17	0.06	Initial import
2023-04-17	30.00	Initial import
2023-04-17	7.40	Initial import
2023-04-17	100.00	Initial import
2023-04-17	1.35	Initial import
2023-04-17	50.00	Initial import
2023-04-17	60.00	Initial import
2023-04-17	7.40	Initial import
2023-04-17	7.99	Initial import
2023-04-17	50.00	Initial import
2023-04-17	100.00	Initial import
2023-04-17	0.15	Initial import
2023-04-17	50.00	Initial import
2023-04-17	10.05	Initial import
2023-04-17	50.00	Initial import
2023-04-17	50.00	Initial import
2023-04-17	100.00	Initial import

2023-04-17	40.07	Initial import
2023-04-17	40.00	Initial import
2023-04-17	4.20	Initial import
2023-04-17	57.40	Initial import
2023-04-17	8.00	Initial import
2023-04-17	50.00	Initial import
2023-04-17	100.00	Initial import
2023-04-19 828	-50.00	Withdraw
2023-04-17	4.35	Initial import
2023-04-17	8.50	Initial import
2023-04-17	20.00	Initial import
2023-04-17	10.00	Initial import
2023-04-17	50.00	Initial import
2023-04-17	50.00	Initial import
2023-04-17	4.31	Initial import
2023-04-17	20.00	Initial import
2023-04-17	20.00	Initial import
2023-04-17	10.00	Initial import
2023-06-06 10825	-21.30	Withdraw
2023-04-17	10.00	Initial import
2023-04-17	10.00	Initial import
2023-04-17	0.99	Initial import
2023-04-17	0.99	Initial import
2023-04-17	30.00	Initial import
2023-05-02 4164	-16.06	Withdraw
2023-06-05 10645	-15.00	Withdraw
2023-04-17	20.00	Initial import
2023-04-17	11.55	Initial import
2023-04-17	45.00	Initial import
2023-04-17	13.80	Initial import
2023-04-17	150.00	Initial import
2023-04-17	30.00	Initial import
2023-04-17	4.19	Initial import
2023-04-17	30.00	Initial import
2023-04-17	50.00	Initial import
2023-08-05 20261	-15.70	Withdraw
2023-07-02 14909	-14.77	Withdraw
2023-04-17	50.00	Initial import
2023-04-17	200.00	Initial import
2023-04-17	25.00	Initial import
2023-04-17	33.00	Initial import
2023-04-17	10.00	Initial import

2023-04-17	80.00	Initial import
2023-04-17	27.60	Initial import
2023-06-17 12828	-63.90	Withdraw
2023-04-17	0.57	Initial import
2023-04-17	10.00	Initial import
2023-04-17	7.34	Initial import
2023-04-17	80.00	Initial import
2023-04-17	50.00	Initial import
2023-04-17	25.00	Initial import
2023-04-17	40.00	Initial import
2023-04-17	100.00	Initial import
2023-04-17	75.00	Initial import
2023-04-17	10.00	Initial import
2023-04-17	20.00	Initial import
2023-04-17	10.00	Initial import
2023-04-17	50.00	Initial import
2023-04-17	101.60	Initial import
2023-05-08 5329	-34.98	Withdraw
2023-04-17	16.01	Initial import
2023-04-17	50.00	Initial import
2023-04-17	18.80	Initial import
2023-04-17	50.00	Initial import
2023-04-17	150.00	Initial import
2023-04-17	50.00	Initial import
2023-06-03 10184	-30.00	Withdraw
2023-04-17	10.00	Initial import
2023-04-17	50.00	Initial import
2023-04-17	0.73	Initial import
2023-04-17	50.00	Initial import
2023-04-17	50.00	Initial import
2023-04-17	25.00	Initial import
2023-04-17	50.00	Initial import
2023-04-17	20.00	Initial import
2023-04-17	2.39	Initial import
2023-04-17	6.43	Initial import
2023-08-05 20261	-50.33	Withdraw
2023-04-17	50.00	Initial import
2023-04-17	29.98	Initial import
2023-04-17	50.00	Initial import
2023-04-17	200.00	Initial import
2023-04-17	20.00	Initial import
2023-04-17	100.00	Initial import
2023-04-17	100.00	Initial import
2023-04-17	31.40	Initial import
2023-05-21 8169	-25.00	Withdraw
2023-04-17	40.00	Initial import
2023-04-17	100.00	Initial import

2023-04-17	30.00	Initial import
2023-04-17	1.85	Initial import
2023-04-17	1.05	Initial import
2023-04-17	2.03	Initial import
2023-04-17	9.60	Initial import
2023-04-17	50.00	Initial import
2023-05-07 5100	-50.00	Withdraw
2023-04-17	10.60	Initial import
2023-04-17	22.84	Initial import
2023-04-17	20.00	Initial import
2023-04-17	25.00	Initial import
2023-04-17	100.00	Initial import
2023-04-17	2.10	Initial import
2023-04-17	50.00	Initial import
2023-04-21 1598	-23.92	Withdraw
2023-06-15 12485	-15.50	Withdraw
2023-04-17	20.00	Initial import
2023-06-15 12485	-7.82	Withdraw
2023-04-17	50.00	Initial import
2023-04-17	2.97	Initial import
2023-04-17	20.03	Initial import
2023-04-17	10.00	Initial import
2023-04-17	75.00	Initial import
2023-04-17	30.00	Initial import
2023-04-17	20.00	Initial import
2023-06-24 13646	-48.01	Withdraw
2023-04-17	47.99	Initial import
2023-04-17	10.00	Initial import
2023-04-17	118.01	Initial import
2023-04-17	19.61	Initial import
2023-04-17	7.40	Initial import
2023-04-17	9.55	Initial import
2023-04-17	14.50	Initial import
2023-04-24 2324	-60.06	Withdraw
2023-04-17	10.00	Initial import
2023-04-17	40.00	Initial import
2023-04-17	10.00	Initial import

2023-04-17	67.00	Initial import
2023-04-22 1656	-29.60	Withdraw
2023-04-17	50.00	Initial import
2023-04-17	400.00	Initial import
2023-04-17	20.00	Initial import
2023-04-17	50.00	Initial import
2023-04-17	10.00	Initial import
2023-04-17	10.00	Initial import
2023-04-17	25.58	Initial import
2023-04-17	75.00	Initial import
2023-04-17	50.00	Initial import
2023-04-17	50.00	Initial import
2023-04-17	25.56	Initial import
2023-04-17	40.00	Initial import
2023-04-17	5.50	Initial import
2023-04-17	4.72	Initial import
2023-04-17	10.00	Initial import
2023-04-17	20.00	Initial import
2023-04-17	88.36	Initial import
2023-04-17	10.00	Initial import
2023-04-17	10.00	Initial import
2023-04-17	10.00	Initial import
2023-04-17	2.75	Initial import
2023-04-17	10.00	Initial import
2023-07-02 14949	-50.00	Withdraw
2023-04-17	10.00	Initial import
2023-04-17	10.00	Initial import
2023-04-17	10.00	Initial import
2023-04-17	13.99	Initial import
2023-04-17	17.03	Initial import
2023-04-17	1.32	Initial import
2023-04-17	71.00	Initial import
2023-04-17	10.00	Initial import
2023-04-17	10.00	Initial import
2023-04-17	4.19	Initial import
2023-04-17	25.00	Initial import
2023-04-17	50.00	Initial import
2023-04-17	0.42	Initial import
2023-04-17	73.43	Initial import
2023-04-17	1.91	Initial import
2023-04-17	2.48	Initial import
2023-04-17	30.00	Initial import
2023-04-17	75.00	Initial import
2023-04-17	20.00	Initial import
2023-04-17	50.00	Initial import

2023-04-17	24.00	Initial import
2023-05-09 5651	-50.00	Withdraw
2023-04-17	2.10	Initial import
2023-04-17	20.00	Initial import
2023-04-17	10.00	Initial import
2023-04-17	117.73	Initial import
2023-04-17	10.00	Initial import
2023-04-17	10.00	Initial import
2023-04-17	0.63	Initial import
2023-06-18 12964	-31.48	Withdraw
2023-04-17	21.45	Initial import
2023-04-17	15.00	Initial import
2023-04-17	2.34	Initial import
2023-04-17	34.06	Initial import
2023-04-17	1.00	Initial import
2023-04-17	24.00	Initial import
2023-04-17	10.00	Initial import
2023-04-17	50.00	Initial import
2023-04-17	45.63	Initial import
2023-04-17	69.97	Initial import
2023-04-17	20.00	Initial import
2023-04-17	15.00	Initial import
2023-04-17	14.00	Initial import
2023-04-17	20.00	Initial import
2023-04-17	15.00	Initial import
2023-04-17	15.00	Initial import
2023-04-17	15.00	Initial import
2023-04-17	15.00	Initial import
2023-04-17	0.10	Initial import
2023-04-17	15.00	Initial import
2023-04-17	15.00	Initial import
2023-04-17	15.00	Initial import
2023-04-17	15.00	Initial import
2023-04-17	23.42	Initial import
2023-04-17	15.31	Initial import
2023-04-17	100.00	Initial import
2023-07-26 18764	-10.01	Withdraw
2023-04-17	15.00	Initial import
2023-04-17	15.00	Initial import
2023-04-17	58.99	Initial import

2023-04-17	50.00	Initial import
2023-04-17	50.00	Initial import
2023-04-17	100.00	Initial import
2023-04-17	15.00	Initial import
2023-04-17	60.00	Initial import
2023-04-17	15.00	Initial import
2023-04-17	50.00	Initial import
2023-04-17	11.50	Initial import
2023-04-17	15.28	Initial import
2023-04-17	16.10	Initial import
2023-04-17	50.00	Initial import
2023-04-17	75.00	Initial import
2023-05-02 4046	-100.00	Withdraw
2023-04-17	60.00	Initial import
2023-04-17	100.00	Initial import
2023-04-17	50.00	Initial import
2023-04-17	10.00	Initial import
2023-05-25 8582	-26.50	Withdraw
2023-04-17	100.00	Initial import
2023-08-20 22002	-7.07	Withdraw
2023-07-30 19436	-50.00	Withdraw
2023-04-17	75.00	Initial import
2023-04-17	50.00	Initial import
2023-08-18 21658	-4.01	Withdraw
2023-04-17	35.00	Initial import
2023-06-26 13918	-85.20	Withdraw
2023-08-03 19938	-50.00	Withdraw
2023-05-03 4291	-7.50	Withdraw
2023-04-17	50.00	Initial import
2023-04-17	50.00	Initial import
2023-07-28 19057	-39.87	Withdraw
2023-04-17	100.00	Initial import
2023-04-17	100.00	Initial import
2023-04-17	6.42	Initial import
2023-04-17	100.00	Initial import
2023-04-17	100.00	Initial import
2023-08-13 21218	-21.30	Withdraw
2023-04-17	100.00	Initial import
2023-04-17	60.00	Initial import
2023-08-19 21920	-47.61	Withdraw
2023-04-17	100.00	Initial import
2023-04-17	53.25	Initial import
2023-04-17	150.00	Initial import
2023-04-17	200.00	Initial import

627571005	100	100.00	Active	Cypress Head Golf Club - Shop	Cypress He
627571005	25	25.00	Active	Cypress Head Golf Club - Shop	Cypress He
627571005	25	25.00	Active	Cypress Head Golf Club - Shop	Cypress He
627571005	25	0.00	Deactivate	Cypress Head Golf Club - Shop	
627571005	25	0.00	Deactivate	Cypress Head Golf Club - Shop	Cypress He
627571005	50	0.00	Deactivate	Cypress Head Golf Club - Shop	
627571005	50	0.00	Deactivate	Cypress Head Golf Club - Shop	
627571005	50	0.00	Deactivate	Cypress Head Golf Club - Shop	
627571005	40	0.00	Deactivate	Cypress Head Golf Club - Shop	Cypress He
627571005	10	10.00	Active	Cypress Head Golf Club - Shop	Cypress He
627571005	10	10.00	Active	Cypress Head Golf Club - Shop	Cypress He
627571005	10	10.00	Active	Cypress Head Golf Club - Shop	Cypress He
627571005	10	10.00	Active	Cypress Head Golf Club - Shop	Cypress He
627571005	40	0.00	Deactivate	Cypress Head Golf Club - Shop	Cypress He
627571005	40	40.00	Active	Cypress Head Golf Club - Shop	Cypress He
627571005	50	50.00	Active	Cypress Head Golf Club - Shop	Cypress He
627571005	25	25.00	Active	Cypress Head Golf Club - Shop	Cypress He
627571005	50	50.00	Active	Cypress Head Golf Club - Shop	Cypress He
627571005	25	25.00	Active	Cypress Head Golf Club - Shop	Cypress He
627571005	25	25.00	Active	Cypress Head Golf Club - Shop	Cypress He
627571005	40	0.00	Deactivate	Cypress Head Golf Club - Shop	Cypress He
627571005	25	0.00	Deactivate	Cypress Head Golf Club - Shop	Cypress He
627571005	25	0.00	Deactivate	Cypress Head Golf Club - Shop	Cypress He
627571005	25	0.00	Deactivate	Cypress Head Golf Club - Shop	Cypress He
627571005	25	25.00	Active	Cypress Head Golf Club - Shop	Cypress He
TEST	10	0.00	Deactivate	Cypress HeCypress He	Cypress He

34828.40

10.00

2023-04-19 598

2023-04-17	100.00	Initial import		
2023-04-17	25.00	Initial import		
2023-04-17	25.00	Initial import		
2023-04-28 3308	-25.00	Withdraw		
2023-07-05 15617	-40.00	Withdraw		
2023-04-17	10.00	Initial import		
2023-04-17	10.00	Initial import	GL	34875.74
2023-04-17	10.00	Initial import	Variance	-47.34
2023-04-17	10.00	Initial import		
2023-07-08 16202	-40.00	Withdraw		
2023-04-17	40.00	Initial import		
2023-04-17	50.00	Initial import		
2023-04-17	25.00	Initial import		
2023-04-17	50.00	Initial import		
2023-04-17	25.00	Initial import		
2023-04-17	25.00	Initial import		
2023-08-04 20056	-0.38	Withdraw		
2023-06-07 10998	-25.00	Withdraw		
2023-04-28 3198	-25.00	Withdraw		
2023-04-17	25.00	Initial import		
2023-04-19 Never paid	-10.00	Withdraw		

Customer	Email	Balance
Nino DO NOT USE (ninodipalito@gmail.com) Dipilato	dinkle215@	0.00
Dennis Martzall	den31@gr	56.00
Richard Risser	rarisser@c	0.00
Kevin Walters	kevinwalte	63.00
Dan Hunter	danhun22@	1.59
Gil Newkirk	gilfishes@	11.00
David Will	dlwill1507	18.16
John Sevcik	jgsev88@g	0.00
Mark Mano	superstarn	0.00
John Reppert	jreppert@	20.00
Dave Thurlow	dandsthur	0.00
Steve Lind	steve2037	18.00
Ed Unks	edunks@g	38.00
Tim Hill	hill.timoth	0.00
Tom Richard	trich22049	0.00
Jim Ohara	giantsfan1	1.33
John Moss	john.moss	213.71
Jim Glor	marinerec	241.75
Barbara Favicchio	barbarafav	16.00
Will Dills	willdills22@	71.00
Don Crippen	doncrippen	5.50
Phil Craig	777pcraig@	6.97
Paula Colvin	paulacolvin	6.65
Frank Calore	frankcalore	20.00
Bart Bassett	bartbasset	260.48
Scott Wustrow	wswustrov	405.35
Bill Whitley	quorn1999	31.00
David Westberry	hopp2@ac	11.00
Jim Wescoat	jim.wescoa	169.86
Kevin Walters	kevin.d.wa	129.98
Jim Mga Walsh	eyeonohs@	416.04
Dick Vineyard	rvineyard1	0.00
Frank Villani	hanknorm	9.54
Ginny Veracka	jveracka@	9.00
Doug "roy" Vaughn	douggie2@	2.48
Robert Urrutia	rbtdar@hc	12.00
Jeff Trout	jeff@timb	167.00
Bob Trax	mm1derfu	33.00
Deb Tordeur	jerndebbie	3.84
David Thurlow	dandsthur	10.00
Larry (mga) Thompson	l.ltom@ha	64.66

Charles Thibodeau	tippytoes5	30.00
Jane Taylor	jtaylor072	8.54
Stacey Swilley	sswilley@t	21.00
Joe Swihart	joesgolfer	99.83
Bob Strazar	bstrazar@	200.00
Kevin Mga Stover	stoverk55	94.71
Glenn Smith	belranhon	108.46
Joe Sheehan	alkhall56@	0.03
Bill Schieder	eugesh@c	122.32
Bill Schell	bschell2@	14.21
Ron Sanders	rs1667@a	63.41
James Salyers	jsalyers@s	16.00
Jeff (mga) Ryan	757jar@cf	69.88
David E. Rowland	bestest62	11.00
Paul Rousan	rousanjr@	43.47
Dan Ritchie	dackritchie	71.00
Lynn Rill	rill.lynn@g	103.00
William Rieger	nrieg42@c	211.41
Lew Rice	lewsworks	143.00
Gary Reddick	gdreddick	75.63
Ray Pinkley	wrpbsp@c	43.91
Mitchell Pietras	mmpietras	42.00
Ronald Perry	vinip1@hc	33.76
Lee Pereksta	hunterlee	26.35
Bill Peebles	wpeebles@	80.11
Manny Pedraza Sr	manuelpe	36.00
Rich Jr. Parthemore	rpartth13	10.00
Dave Padley	dave_padl	0.00
Leonard Olszewski	lenograce	85.42
Mike Olson	molson67	13.00
Andrew Norman	andrewno	32.00
Jill Nedorostek	jnedoroste	13.00
Jack Nedorostek	jnedoroste	124.77
Jack Narhi	pnarhi@gv	51.96
Norbert Muench	m1n_mue	165.00
Hank Miller	hankmarg	56.17
Tony-Mga Miller	miller1715	98.00
Phillip Mele	melemout	295.66
John Jr Medunic	johnjoejr2	0.00
Ron Medhurst	ronaldmec	128.96
Phil Meagley	philmeagle	138.00
Gary McNamee	garymc27	246.00

Bruce McKnight	bmck64@l	18.57
Jay McDonald	jay.mcdon	0.00
Thomas Mga McDonald	tmcdonald	74.21
Billie McCullough	mcculloug	102.38
Aldo Marino	aldoivm@	82.07
Nick Marino	nick@ther	25.00
Joe Mannarino	jsmannarir	158.32
Susan Lowe	realassist4	38.02
Ed (mga) Lewandowski	eddielew4	0.00
Lynda Lee	lynlee629@	39.40
Richard Lee	richbgone@	45.00
Tommy Lee	lyntoml@a	226.08
Steve Larkins	slark1949@	62.20
Peter Koutsos	pjkoutsos@	25.00
Dennis Knox	d.knox@w	10.00
Ron Mga Jones	rnjones1@	21.00
Wayne Johnston	w-s-johnst	177.33
Jesse Johnson	jesse.mica	6.25
Kj "ken" Johnson	kenandcar	160.90
Jeff Janis	arnie01@c	0.00
Dan Hunter	danreg505	14.70
Brian Mga Hunt	flcutter35	5.59
Ken Humbert	kathyken1	42.17
Gary Howard	gowardal	120.73
Duane Hluchan	duanehluc	177.20
Kevin Hannah	kevinhpub	286.86
Dave Hands	lyndyloo19	0.00
George Hamvay	skippy98@	34.94
Sandy Gullo	csgullo@c	27.00
Mark (coach Acct) Grose	grosegolf@	25.00
Bobby Greene	rgreene64	40.52
John Greco	jgreco311@	47.00
Brian Goymour	tamifieldb	33.55
Ray Geiger	geigerrj2@	10.00
Pat Garrigan	garrigpt@	26.99
Bill Gall	gall.bill@y	5.00
Tim Fry	frytl@hotr	29.00
Norm Fry	normanfry	53.60
Rodney Floyd	rfloyde19@	88.14
Robert Finnick	finnicks@t	67.51
Victor Finnemore	dvfinny@g	101.00
Bill Ferguson	wferguson	50.97

Guy Favicchio	gnfavicchio	0.00
Lewis Ernest	lwernest@	47.00
Larry Engelking	lrengelking	10.00
Bob Duquette	robduke60	138.00
Rich Donnelly	richned@k	10.00
Herb Dodson	judybosch	0.00
Nino Dipilato	ninodipalit	17.82
Tony Delmonte	proftony@	199.64
Jeff Dayton	jdayton@k	0.00
John Como	tjcomo@g	60.00
Paul Clow	pclow3@y	45.00
Vince Chostner	vrchostner	5.00
Carol Chostner	happycam	16.00
Joe Cervone	jcervonejr	54.19
Mike Carney	lcarney111	31.81
Daniel Campbell	dsoup1050	28.58
Alan Cameron	cameron50	15.00
Ronald Burdette	rb68tb@a	8.00
Grace Brideau	geewiles@	20.00
Gary Brideau	gtbhog@g	92.00
Beverly Breveglieri	bevbrev@	10.50
Jeff Bragg	braggspair	10.86
John Bordewick	jbbordewi	5.00
Patricia Bonnell	billbaroo@	25.00
Bill Bonnell	billbaroo@	240.00
Ray Blair	refblair650	12.00
Robert Black	golftepar	5.74
Lawrence Bishop	lbishop@k	83.43
Jesse (hank) Bird	jbird99999	12.97
Mike Biagioni	mbiagioni	12.00
Bill Beyer	willbeyer@	132.90
Barb Benedict	brucebene	45.02
Mike Bazanos	mabazano	232.00
Greg Bartelmay	bartelmay	20.00
Mike Bagnato	mtbagnato	35.57
Kevin Aylwin	kevinaylwi	118.15
Al Angelone	alrunner@c	34.59
Susan Alosky	sjagolf18@	1.53
Joe Alosky	jjagolf18@	5.08
Thom Allen	allen_thom	0.00
Frank Alexander	frankalex@	15.00
Bob Aguzzi	raguzzi196	120.64

Tony Addeo
Michael Hunter
MGA Prize Account

aaddeo10:	0.00
michael.hu	0.00
	556.38
	10,862.46

GL	10,799.70
Variance	62.76

Single			Oct	Nov	Dec	
Campion, Tom	1241259	Leg/Sin/Trail	\$1,503.29	\$125.27	\$125.27	\$125.27
Engel, Judy	1241260	Leg Single Only	\$1,503.29	\$125.27	\$125.27	\$125.27
Grose, Mark	1241261	Legacy Single Only	\$1,503.29	\$125.27	\$125.27	\$125.27
Johnson, Kj "ken"	1241263	Leg/Sin/Trl	\$1,503.29	\$125.27	\$125.27	\$125.27
Lee, Richard	1241264	Leg/Sin/Trl	\$1,503.29	\$125.27	\$125.27	\$125.27
Newcomer, Dotty	1241265	Legacy Single Only	\$1,503.29	\$125.27	\$125.27	\$125.27
Reppert, John	1241266	Leg/Sin	\$1,503.29	\$125.27	\$125.27	\$125.27
Rieger, William	1241267	Leg/Sin/Trl	\$1,503.29	\$125.27	\$125.27	\$125.27
Schell, Bill	1241268	Leg/Sin/Trl	\$1,503.29	\$125.27	\$125.27	\$125.27
Schroeter, George	1241276	Legacy Single Only	\$1,503.29	\$125.27	\$125.27	\$125.27
Thibodeau, Charles	1241278	Leg/Sin/Trl	\$1,503.29	\$125.27	\$125.27	\$125.27
Tracy, Ken	1241279	Leg/Sin/Trl	\$1,503.29	\$125.27	\$125.27	\$125.27
Vaughn, Doug "roy"	1241280	Leg/Sin/6mthTrl	\$1,503.29	\$125.27	\$125.27	\$125.27
Double						
Alosky, Joe	1241281	Leg/Dbl/Trl	\$2,088.38	\$174.03	\$174.03	\$174.03
Bonnell, Bill	1241282	Leg/Dbl/Trl	\$2,088.38	\$174.03	\$174.03	\$174.03
Olszewski, Leonard	1241283	Leg/Dbl/Trl	\$2,088.38	\$174.03	\$174.03	\$174.03
Salyers, James	1241286	Leg/Dbl/Trl	\$2,088.38	\$174.03	\$174.03	\$174.03
Sanders, Ron	1241287	Leg/Dbl/Trl	\$2,088.38	\$174.03	\$174.03	\$174.03
Smith, Kate	1241277	Leg/Sin/Trl	\$1,747.38	\$174.03	\$174.03	\$174.03
			\$31,732.05			
Total Annual			\$31,732.05	\$31,732.05	\$29,059.30	\$26,386.54
Monthly Def Rev			\$0.00	\$2,672.75	\$2,672.75	\$2,672.75
Monthly Balance			\$31,732.05	\$29,059.30	\$26,386.54	\$23,713.79

Sep

\$125.27

\$125.27

\$125.27

\$125.27

\$125.27

\$125.27

\$125.27

\$125.27

\$125.27

\$125.27

\$125.27

\$125.27

\$125.27

\$174.03

\$174.03

\$174.03

\$174.03

\$174.03

\$125.31

\$2,624.07

\$2,624.03

\$0.04

Single				Oct	Nov	Dec	Jan
Aguzzi, Bob	1241288	Cyp/Sin/Trl	\$2,217.08	184.76	184.76	184.76	184.76
Fry, Norm	1241289	Cyp/Sin/Trl	\$2,217.08	184.76	184.76	184.76	184.76
Hill, Tim Mga	1241290	Cyp/Sin/Trl	\$2,217.08	184.76	184.76	184.76	184.76
Lee, Tommy	1241292	Cypress Single Only	\$2,217.08	184.76	184.76	184.76	184.76
Lindeke, Dick	1241293	Cypress Single Only	\$2,217.08	184.76	184.76	184.76	184.76
McKnight, Bruce	1241295	Cypress Single Only	\$2,217.08	184.76	184.76	184.76	184.76
Nass, Rich	1241298	Cyp/Sin/Trl	\$2,217.08	184.76	184.76	184.76	184.76
Ryan, Rick	1241300	Cypress Single Only	\$2,217.08	184.76	184.76	184.76	184.76
Saunders, Keith	1258587	Cypress Single Only	\$2,035.00		185.00	185.00	185.00
Walsh, Jim Mga	1241302	Cypress Single Only	\$2,217.08	184.76	184.76	184.76	184.76
Double							
Brideau, Gary	1241304	Cyp/Dbl/Trl	\$3,514.88	292.91	292.91	292.91	292.91
Ferguson, Bill&Diana	1270495	Cyp/Dbl/Trl	\$2,636.16				292.91
Nedorostek, Jack	1241305	Cyp/Dbl/Trl	\$3,514.88	292.91	292.91	292.91	292.91
Wescoat, Jim	1241303	Cyp/Dbl/Trl	\$3,514.88	292.91	292.91	292.91	292.91
			\$35,169.52				
Total Annual			\$35,169.52	35169.52	32627.99	29901.46	27174.93
Monthly Def Rev			\$0.00	2541.53	2726.53	2726.53	3019.44
Monthly Balance			\$35,169.52	32627.99	29901.46	27174.93	24155.49

Feb	Mar	Apr	May	Jun	Jul	Aug	Sep
184.76	184.76	184.76	184.76	184.76	184.76	184.76	184.76
184.76	184.76	184.76	184.76	184.76	184.76	184.76	184.76
184.76	184.76	184.76	184.76	184.76	184.76	184.76	184.76
184.76	184.76	184.76	184.76	184.76	184.76	184.76	184.76
184.76	184.76	184.76	184.76	184.76	184.76	184.76	184.76
184.76	184.76	184.76	184.76	184.76	184.76	184.76	184.76
184.76	184.76	184.76	184.76	184.76	184.76	184.76	184.76
184.76	184.76	184.76	184.76	184.76	184.76	184.76	184.76
185.00	185.00	185.00	185.00	185.00	185.00	185.00	185.00
184.76	184.76	184.76	184.76	184.76	184.76	184.76	184.76
292.91	292.91	292.91	292.91	292.91	292.91	292.91	292.91
292.91	292.91	292.91	292.91	292.91	292.91	292.91	292.91
292.91	292.91	292.91	292.91	292.91	292.91	292.91	292.91
292.91	292.91	292.91	292.91	292.91	292.91	292.91	292.91
24155.49	21136.05	18116.61	15097.17	12077.73	9058.29	6038.85	3019.41
3019.44	3019.44	3019.44	3019.44	3019.44	3019.44	3019.44	3019.44
21136.05	18116.61	15097.17	12077.73	9058.29	6038.85	3019.41	-0.03

Full Year	ticket	typ	amount	Oct	Nov	Dec
Aguzzi, Bob	1241288	Cyp/Sin/Trl	\$1,653.75	\$137.81	137.8125	137.8125
Alosky, Joe	1241281	Leg/DbI/Trl	\$1,653.75	\$137.81	137.8125	137.8125
Bagnato, Mike	1241306	Trail Fee Only	\$1,653.75	\$137.81	137.8125	137.8125
Benedict, Barb	1241307	Trail Fee Only	\$1,653.75	\$137.81	137.8125	137.8125
Boggs, Gene	1271498	Trail Fee Only	\$1,653.75			
Bonnell, Bill	1241282	Leg/DbI/Trl	\$1,653.75	\$137.81	137.8125	137.8125
Borloglou, Gene	1241309	Trail Fee Only	\$1,653.75	\$137.81	137.8125	137.8125
Brideau, Gary	1241304	Cyp/DbI/Trl	\$1,653.75	\$137.81	137.8125	137.8125
Campion, Tom	1241259	Leg/Sin/Trail	\$1,653.75	\$137.81	137.8125	137.8125
Colby, Carole	1241311	Trail Fee Only	\$1,653.75	\$137.81	137.8125	137.8125
Delmonte, Tony	1241312	Trail Fee Only	\$1,653.75	\$137.81	137.8125	137.8125
Dipilato, Nino	1241313	Trail Fee Only	\$1,653.75	\$137.81	137.8125	137.8125
Favicchio, Guy	1241315	Trail Fee Only	\$1,653.75	\$137.81	137.8125	137.8125
Ferguson, Bill	1241316	Trail Fee Only	\$1,653.75	\$137.81	137.8125	137.8125
Fry, Norm	1241289	Cyp/Sin/Trl	\$1,653.75	\$137.81	137.8125	137.8125
Henchar, Judy	1241317	Trail Fee Only	\$1,653.75	\$137.81	137.8125	137.8125
Hill, Tim Mga	1241290	Cyp/Sin/Trl	\$1,653.75	\$137.81	137.8125	137.8125
Hoebing, Bob	1241318	Trail Fee Only	\$1,653.75	\$137.81	137.8125	137.8125
Howard, Gary	1241319	Trail Fee Only	\$1,653.75	\$137.81	137.8125	137.8125
Johnson, Kj "ken"	1241263	Leg/Sin/Trl	\$1,653.75	\$137.81	137.8125	137.8125
Lee, Richard	1241264	Leg/Sin/Trl	\$1,653.75	\$137.81	137.8125	137.8125
Marino, Aldo	1241321	Trail Fee Only	\$1,653.75	\$137.81	137.8125	137.8125
McMahon, Tim	1241322	Trail Fee Only	\$1,653.75	\$137.81	137.8125	137.8125
Miller, Don	1241323	Trail Fee Only	\$1,653.75	\$137.81	137.8125	137.8125
Nass, Rich	1241298	Cyp/Sin/Trl	\$1,653.75	\$137.81	137.8125	137.8125
Nedorostek, Jack	1241305	Cyp/DbI/Trl	\$1,653.75	\$137.81	137.8125	137.8125
Olszewski, Leonard	1241283	Leg/DbI/Trl	\$1,653.75	\$137.81	137.8125	137.8125
Perry, Ronald	1241327	Trail Fee Only	\$1,653.75	\$137.81	137.8125	137.8125
Prather, Norm	1241328	Trail Fee Only	\$1,653.75	\$137.81	137.8125	137.8125
Rieger, William	1241267	Leg/Sin/Trl	\$1,653.75	\$137.81	137.8125	137.8125
Rill, Lynn	1241329	Trail Fee Only	\$1,653.75	\$137.81	137.8125	137.8125
Ritchie, Dan	1241332	Trail Fee Only	\$1,653.75	\$137.81	137.8125	137.8125
Salyers, James	1241286	Leg/DbI/Trl	\$1,653.75	\$137.81	137.8125	137.8125
Sanders, Ron	1241287	Leg/DbI/Trl	\$1,653.75	\$137.81	137.8125	137.8125
Schell, Bill	1241268	Leg/Sin/Trl	\$1,653.75	\$137.81	137.8125	137.8125
Schieder, Bill	1241275	Cyp/Sin/Trl	\$1,653.75	\$137.81	137.8125	137.8125
Sheehan, Joe	1241334	Trail Fee Only	\$1,653.75	\$137.81	137.8125	137.8125
Simunac, Tony	1241335	Trail Fee Only	\$1,653.75	\$137.81	137.8125	137.8125
Smith, Kate	1241277	Leg/Sin/Trl	\$1,103.75	\$137.81	137.8125	137.8125
Speidel, Betsy	1241337	Trail Fee Only	\$1,653.75	\$137.81	137.8125	137.8125
Taylor, Jane	1241341	Trail Fee Only	\$1,653.75	\$137.81	137.8125	137.8125
Thibodeau, Charles	1241278	Leg/Sin/Trl	\$1,653.75	\$137.81	137.8125	137.8125
Trout, Jeff	1241342	Trail Fee Only	\$1,653.75	\$137.81	137.8125	137.8125
Wescoat, Jim	1241303	Cyp/DbI/Trl	\$1,653.75	\$137.81	137.8125	137.8125

Six Months Only

Estes, George	1254673	Trail Fee 6 Mths Only	\$992.25	\$165.38	\$165.38	\$165.38
Goymour, Brian	1257970	Trail Fee 6 Mths Only	\$992.25		\$165.38	\$165.38
Lind, Steve	1241320	Trail Fee 6 Mths Only	\$992.25	\$165.38	\$165.38	\$165.38
Carter, Mark	1271047	Trail Fee 6 Mths Only	\$992.25			
Norcross, Jan	1241324	Trail Fee 6 Mths Only	\$992.25	\$165.38	\$165.38	\$165.38
Schroeter, George	1245212	Trail Fee 6 Mths Only	\$992.25	\$165.38	\$165.38	\$165.38
Sweet, Tim	1257107	Trail Fee 6 Mths Only	\$992.25		\$165.38	\$165.38
Tracy, Ken	1254682	Trail Fee 6 Mths Only	\$992.25	\$165.38	\$165.38	\$165.38
Vaughn, Jeff	1241343	Trail Fee 6 Months Only	\$992.25	\$165.38	\$165.38	\$165.38
Walters, Kevin	1258489	Trail Fee 6 Months Only	\$992.25			
			\$82,137.50			
Total Annual			\$82,137.50	82137.5	75219.31	67970.38
Monthly Def Rev			\$0.00	\$6,918.19	\$7,248.94	\$7,248.94
Monthly Balance			\$82,137.50	75219.31	67970.38	60721.44

\$165.38	\$165.38	\$165.38			
\$165.38	\$165.38	\$165.38	\$165.38		
\$165.38	\$165.38	\$165.38			
\$165.38	\$165.38	\$165.38	\$165.38	\$165.38	\$165.38
\$165.38	\$165.38	\$165.38			
\$165.38	\$165.38	\$165.38			
\$165.38	\$165.38	\$165.38	\$165.38		
\$165.38	\$165.38	\$165.38			
\$165.38	\$165.38	\$165.38			
			\$992.27		

60721.44	53123.38	45525.31	38005.83	30486.31	24289.83	18093.34	12062.23	6031.123
\$7,598.06	\$7,598.06	\$7,519.48	\$7,519.52	\$6,196.49	\$6,196.49	\$6,031.11	\$6,031.11	\$6,031.11
53123.38	45525.31	38005.83	30486.31	24289.83	18093.34	12062.23	6031.123	0.015

ID	Date	Qty	Retail	Subtotal	Discount	Tax	Customer	Source
20599	08/08/23	1	321.85	321.85	0	0.065	Randall Bodkin	
22783	08/25/23	1	2327.94	2327.94	0	0.065	Bob Aguzzi	
22784	08/25/23	1	2327.94	2327.94	0	0.065	Norm Fry	
22785	08/25/23	1	2327.94	2327.94	0	0.065	Tim Mga Hill	
22786	08/25/23	1	2327.94	2327.94	0	0.065	Thomas Lee	
22787	08/25/23	1	2327.94	2327.94	0	0.065	Dick Lindeke	
22788	08/25/23	1	2327.94	2327.94	0	0.065	Bruce McKnight	
22789	08/25/23	1	2327.94	2327.94	0	0.065	Richard Nass	
22790	08/25/23	1	2327.94	2327.94	0	0.065	Rick Ryan	
22791	08/25/23	1	2327.94	2327.94	0	0.065	Keith Saunders	
22792	08/25/23	1	2327.94	2327.94	0	0.065	Jim Mga Walsh	
22869	08/25/23	1	2327.94	2327.94	0	0.065	Randall Bodkin	
			25929.19					

ID	Date	Qty	Retail	Subtotal	Discount	Tax	Customer	Source
22793	08/25/23	1	3690.63	3690.63	0	0.065	Gary Brideau	
22794	08/25/23	1	3690.63	3690.63	0	0.065	Bill Ferguson	
22795	08/25/23	1	3690.63	3690.63	0	0.065	Jack Nedorostek	
22796	08/25/23	1	3690.63	3690.63	0	0.065	James Wescoat	
			14762.52					
		Total	40691.71					

Work Order Internal Note

Work Order Internal Note

ID	Date	Qty	Retail	Subtotal	Discount	Tax	Customer	Source
22738	8/25/2023	1	1578.46	1578.46	0	0.065	Judy Engel	
22739	8/25/2023	1	1578.46	1578.46	0	0.065	Mark Grose	
22741	8/25/2023	1	1578.46	1578.46	0	0.065	Kj "Ken" Johnson	
22743	8/25/2023	1	1578.46	1578.46	0	0.065	Richard Lee	
22744	8/25/2023	1	1578.46	1578.46	0	0.065	Dotty Newcomer	
22760	8/25/2023	1	1578.46	1578.46	0	0.065	John Reppert	
22761	8/25/2023	1	1578.46	1578.46	0	0.065	William Rieger	
22762	8/25/2023	1	1578.46	1578.46	0	0.065	Bill Schell	
22763	8/25/2023	1	1578.46	1578.46	0	0.065	George Schroeter	
22769	8/25/2023	1	1578.46	1578.46	0	0.065	Charles Thibodeau	
22770	8/25/2023	1	1578.46	1578.46	0	0.065	Ken Tracy	
22774	8/25/2023	1	1578.46	1578.46	0	0.065	Doug "Roy" Vaughn	
22782	8/25/2023	1	1578.46	1578.46	0	0.065	Kate Smith	
			20519.98					

ID	Date	Qty	Retail	Subtotal	Discount	Tax	Customer	Source
22630	8/24/2023	1	2192.8	2192.8	0	0.065	Tom Champion	
22775	8/25/2023	1	2192.8	2192.8	0	0.065	Joe Alosky	
22776	8/25/2023	1	2192.8	2192.8	0	0.065	Bill Bonnell	
22778	8/25/2023	1	2192.8	2192.8	0	0.065	Leonard Olszewski	
22779	8/25/2023	1	2192.8	2192.8	0	0.065	James Salyers	
22781	8/25/2023	1	2192.8	2192.8	0	0.065	Ron Sanders	
			13156.8					
		Total	33676.78					

Work Order Internal Note

Work Order Internal Note

ID	Date	Qty	Retail	Subtotal	Discount	Tax	Customer
22630	8/24/2023	1	1736.44	1736.44	0	0.065	Tom Campion
22741	8/25/2023	1	1736.44	1736.44	0	0.065	Kj "Ken" Johnson
22743	8/25/2023	1	1736.44	1736.44	0	0.065	Richard Lee
22761	8/25/2023	1	1736.44	1736.44	0	0.065	William Rieger
22762	8/25/2023	1	1736.44	1736.44	0	0.065	Bill Schell
22769	8/25/2023	1	1736.44	1736.44	0	0.065	Charles Thibodeau
22770	8/25/2023	1	1736.44	1736.44	0	0.065	Ken Tracy
22775	8/25/2023	1	1736.44	1736.44	0	0.065	Joe Alosky
22776	8/25/2023	1	1736.44	1736.44	0	0.065	Bill Bonnell
22778	8/25/2023	1	1736.44	1736.44	0	0.065	Leonard Olszewski
22779	8/25/2023	1	1736.44	1736.44	0	0.065	James Salyers
22781	8/25/2023	1	1736.44	1736.44	0	0.065	Ron Sanders
22782	8/25/2023	1	1736.44	1736.44	0	0.065	Kate Smith
22783	8/25/2023	1	1736.44	1736.44	0	0.065	Bob Aguzzi
22784	8/25/2023	1	1736.44	1736.44	0	0.065	Norm Fry
22785	8/25/2023	1	1736.44	1736.44	0	0.065	Tim Mga Hill
22789	8/25/2023	1	1736.44	1736.44	0	0.065	Richard Nass
22793	8/25/2023	1	1736.44	1736.44	0	0.065	Gary Brideau
22794	8/25/2023	1	1736.44	1736.44	0	0.065	Bill Ferguson
22795	8/25/2023	1	1736.44	1736.44	0	0.065	Jack Nedorostek
22796	8/25/2023	1	1736.44	1736.44	0	0.065	James Wescoat
22797	8/25/2023	1	1736.44	1736.44	0	0.065	Mike Bagnato
22799	8/25/2023	1	1736.44	1736.44	0	0.065	Barb Benedict
22800	8/25/2023	1	1736.44	1736.44	0	0.065	Gene Boggs
22802	8/25/2023	1	1736.44	1736.44	0	0.065	Gene Borloglou
22804	8/25/2023	1	1736.44	1736.44	0	0.065	Carole Colby
22805	8/25/2023	1	1736.44	1736.44	0	0.065	Tony Delmonte
22817	8/25/2023	1	1736.44	1736.44	0	0.065	Nino Dipilato
22821	8/25/2023	1	1736.44	1736.44	0	0.065	Guy Favicchio
22824	8/25/2023	1	1736.44	1736.44	0	0.065	Bill Ferguson
22831	8/25/2023	1	1736.44	1736.44	0	0.065	Judy Henchar
22833	8/25/2023	1	1736.44	1736.44	0	0.065	Bob Hoebing
22834	8/25/2023	1	1736.44	1736.44	0	0.065	Gary Howard
22837	8/25/2023	1	1736.44	1736.44	0	0.065	Aldo Marino
22839	8/25/2023	1	1736.44	1736.44	0	0.065	Jean McMahon
22840	8/25/2023	1	1736.44	1736.44	0	0.065	Don Miller
22842	8/25/2023	1	1736.44	1736.44	0	0.065	Ronald Perry
22843	8/25/2023	1	1736.44	1736.44	0	0.065	Norm Prather
22845	8/25/2023	1	1736.44	1736.44	0	0.065	Lynn Rill
22846	8/25/2023	1	1736.44	1736.44	0	0.065	Dan Ritchie
22848	8/25/2023	1	1736.44	1736.44	0	0.065	Bill Schieder
22853	8/25/2023	1	1736.44	1736.44	0	0.065	Joe Sheehan
22854	8/25/2023	1	1736.44	1736.44	0	0.065	Tony Simunac
22856	8/25/2023	1	1736.44	1736.44	0	0.065	Betsy Speidel
22858	8/25/2023	1	1736.44	1736.44	0	0.065	Jane Taylor
22862	8/25/2023	1	1736.44	1736.44	0	0.065	Jeff Trout

22869	8/25/2023	1	1736.44	1736.44	0	0.065	Randall Bodkin
23101	8/28/2023	-1	1736.44	-1736.44	0	0.065	Bill Ferguson
23669	9/1/2023	-1	(\$1,736.44)	(\$1,736.44)	\$0.00	6.50%	Kate Smith
25033	9/7/2023	-1	(\$1,736.44)	(\$1,736.44)	\$0.00	6.50%	Ken Tracy
				79876.24			

ID	Date	Qty	Retail	Subtotal	Discount	Tax	Customer
20599	8/8/2023	1	288.04	288.04	0	0.065	Randall Bodkin
22774	8/25/2023	1	1041.87	1041.87	0	0.065	Doug "Roy" Vaughn
22803	8/25/2023	1	1041.87	1041.87	0	0.065	Mark Carter
22825	8/25/2023	1	1041.87	1041.87	0	0.065	Brian Goymour
22836	8/25/2023	1	1041.87	1041.87	0	0.065	Steve Lind
22851	8/25/2023	1	1041.87	1041.87	0	0.065	George Schroeter
22857	8/25/2023	1	1041.87	1041.87	0	0.065	Tim Sweet
22866	8/25/2023	1	1041.87	1041.87	0	0.065	Jeff Vaughn
22868	8/25/2023	1	1041.87	1041.87	0	0.065	Kevin Walters
			8623				
		Total	88499.24				

Source Work Order Internal Note

Source Work Order Internal Note

Def Revenue Summary

Variance

Legacy Passes Current	\$2,624.07			
Legacy Passes 2024	\$33,676.78			Will correct
Legacy Total Aug 2023	\$36,300.85	GL	36300.90	(\$0.05)
Cypress Passes Current	\$3,019.41			
Cypress Passes 2024	\$40,691.71			
Cypress Total Aug 2023	\$43,711.12	GL	43711.11	\$0.01
Trail Passes Current	\$6,031.12			
Trail Passes 2024	\$88,499.24			
Trail Total Aug 2023	\$94,530.36	GL	94530.57	(\$0.21)

t at Month end September to finish FY2023

Cypress Head Golf Club
Retained Earnings Roll Forward
August 31, 2023
49020-5950-900

G/L Balance Prior Period	199.13
G/L Balance June 30, 2023	199.13
Variance	<u><u>-</u></u>



September 19, 2023

Robin Fenwick
 City of Port Orange
 1000 City Center Circle
 Port Orange, FL 32129

Dear Ms. Fenwick,

The following is the financial and operational summary report for August 2023 at Cypress Head Golf Club. These numbers reflect only the Golf portion for the month and year to date.

FINANCIAL SUMMARY FOR GOLF MONTH ENDING AUGUST 2023								
	Current			Year to Date				
	Actual	Budget	Variance vs. Budget	Actual	Budget	Prior Year	Variance vs. Budget	
Revenue								
Green Fees	\$ 61,992	\$ 44,920	\$ 17,072	\$ 1,103,111	\$ 938,766	\$ 927,536	\$ 164,345	
Cart Fees	\$ 37,512	\$ 34,470	\$ 3,042	\$ 572,191	\$ 494,900	\$ 547,752	\$ 77,291	
Range	\$ 4,384	\$ 3,200	\$ 1,184	\$ 64,298	\$ 48,900	\$ 49,334	\$ 15,398	
Pro- Shop Revenues	\$ 29,311	\$ 7,270	\$ 22,041	\$ 295,570	\$ 121,900	\$ 142,436	\$ 173,670	
City Surcharge R/R	\$ 2,554	\$ 2,400	\$ 154	\$ 38,218	\$ 35,900	\$ 37,921	\$ 2,318	
Total Revenue	\$ 135,753	\$ 92,260	\$ 43,493	\$ 2,073,388	\$ 1,640,366	\$ 1,704,979	\$ 433,022	
Cost of Sales	\$ 19,763	\$ 4,224	\$ 15,539	\$ 189,176	\$ 65,728	\$ 75,268	\$ 123,448	
Merchandise	\$ 19,763	\$ 4,224	\$ 15,539	72% \$ 189,176	\$ 65,728	\$ 75,268	\$ 123,448	72%
Gross Margin	\$ 115,990	\$ 88,036	\$ 27,954	\$ 1,884,212	\$ 1,574,638	\$ 1,629,711	\$ 309,574	
Total Payroll	\$ 82,903	\$ 74,537	\$ 8,366	\$ 898,636	\$ 811,422	\$ 773,233	\$ 87,214	
Total Operating Expenses	\$ 73,024	\$ 57,307	\$ 15,717	\$ 767,161	\$ 643,462	\$ 604,036	\$ 123,699	
EBITDA	\$ (39,937)	\$ (43,808)	\$ 3,871	\$ 218,415	\$ 119,754	\$ 252,442	\$ 98,661	
Other Expenses	\$ 6,400	\$ 6,434	\$ (34)	\$ 70,274	\$ 70,774	\$ 69,382	\$ (500)	
Management Fee	\$ 6,400	\$ 6,434	\$ (34)	\$ 70,274	\$ 70,774	\$ 69,382	\$ (500)	
Interest Expense	\$ -	\$ -	\$ -	\$ -	\$ -	\$ -	\$ -	
Depreciation	\$ 96	\$ 96	\$ -	\$ 1,051	\$ 1,051	\$ 1,051	\$ -	
Net Cash From Ops	\$ (46,337)	\$ (50,242)	\$ 3,905	\$ 148,141	\$ 48,980	\$ 183,060	\$ 99,161	
Rounds								
Total Rounds	3,263	2,757	506	48,941	41,900	47,532	7,041	
Paid Rounds	2,669	2,133	536	42,332	35,165	40,576	7,167	
Avg. GF/CF Total rounds	\$30.49	\$28.80	\$ 1.70	\$34.23	\$34.22	\$31.04	\$ 0.01	
Avg. GF/CF Paid rounds	\$37.28	\$37.22	\$ 0.06	\$39.58	\$40.77	\$36.36	\$ (1.19)	
Avg. Merchandise/round	\$8.98	\$2.64	\$ 6.35	\$6.04	\$2.91	\$3.00	\$ 3.13	

Overview:

- Total revenues for August finished well ahead of projected budget for the month. With 6.78" of rain recorded in August (mostly afternoon thunderstorms), the golf course realized 2 unplayable days, and 6 others significantly affected by intermittent weather and cart paths only. The average high temperatures were 92.1 degrees, almost 2 degrees warmer than August 2022. Also, we aerated greens on August 8th, creating a lighter tee sheet for the ensuing week. Total Revenues came in at \$135.8K and exceeded budget by 47%. We played 3,263 total rounds to a budget of 2,757 (over by 506).
- Total Payroll for the month was \$82.9K, over by \$8.4K. Total Operating Expenses were \$73K, over by \$15.7K.
- Rounds exceeded budget by 18%, range revenue (\$4.4K) exceeded budget by \$1.2K, with several days of closure due to wet conditions.
- Exceeded EBITDA projections by \$3.9K and Net Income exceeded budget by \$3.9KK, even with all the weather interruptions.

CAPEX Projects:

Our CAPEX plan for 2024 has been submitted. We are working on getting our replacement equipment schedule dialed in as the supply chain remains very back logged.

Tee Sheet Activity:

- There were 3,263 total rounds for the month which included 2,669 paid rounds, 336 Annual Pass rounds and 258 other rounds. These numbers reflect an 18% increase over budget and 4% more than prior year.
- The Golf staff continues to monitor daily tee sheet activity and they are trained to recognize underutilization of the tee sheet and offer promotional prices through the website and GolfNow.
- Player Assistants continue to be scheduled and mentored. Also, Starters have been implemented on busier days to control the flow of play off the first tee. They have been delivering ice water and ice-cold scented towelettes to our guests during the extremely hot days.

AUGUST 2023 and YTD Rounds Mix

Type	Actual	Budget	Month -PY	YTD	YTD- Budg	YTD - PY
PAID	2,669	2,133	2,583	42,332	35,165	40,576
ANNUAL	336	444	307	3,825	4,329	4,095
OTHER	258	180	233	2,784	2,406	2,861
TOTAL ROUNDS	3,263	2,757	3,123	48,941	41,900	47,532

Course & Grounds

- Our Superintendent, Darren Bache continues to follow the agronomic program that he developed for Cypress Head, and along with his guidance, Cypress Head is ranked as the Best Golf Course for both Flagler and Volusia Counties.
- We saw 6.78" of rain in August, significantly affecting 2 days with 7 more affected by cart path only and costing us about 400+ rounds.
- We performed our August greens aeration on August 8th. The process went smoothly, and the recovery time was 1 week.
- We continue to be challenged with our bunker drainage. We spent many hours prepping them after they were washed out by heavy rainfall.

Golf Shop/Carts

- The Golf Shop is looking great and stocked completely with all of our golfers needs (and wants). We exceeded budgeted Golf Shop sales by \$22K in August.
- We continue to follow all regular maintenance procedures regarding the cart fleet which includes registering monthly totals for battery amperage and mileage. The relatively new fleet of golf carts are performing nicely with just some minor repairs occasionally.
- The staff at Cypress Head Golf Course continues to offer individual lessons as well as group lessons. Our teaching professionals recorded \$840 in lessons in August. With very hot temperatures, lessons continued to be somewhat slower.

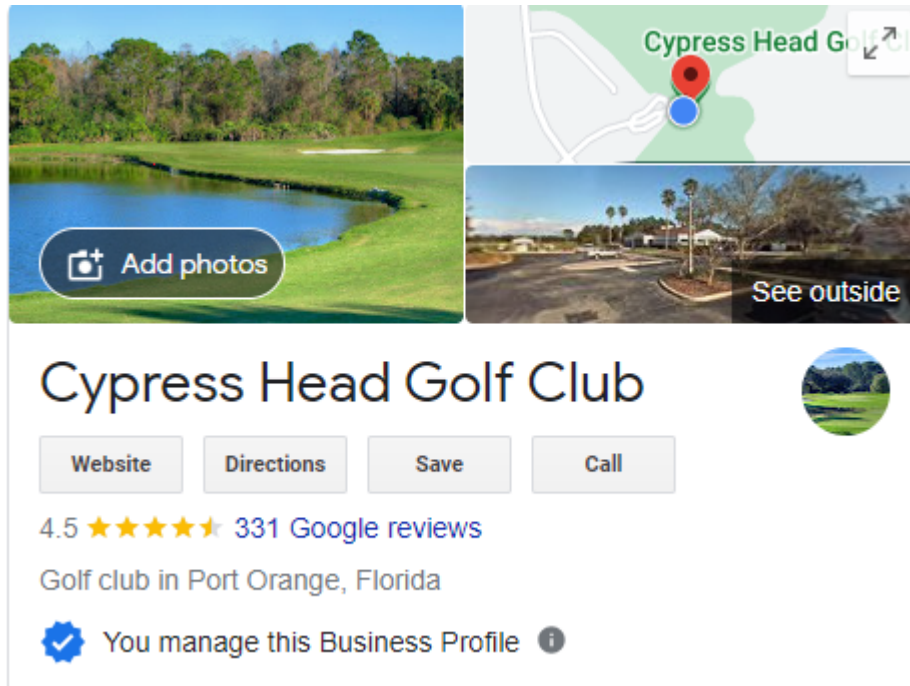
- The MGA and the WGA have continued their league play for the month and we have seen an increase in players as a result of incredible course conditions and an influx of new home purchases in the area.
- We hosted no large tournaments, some small outings and leagues in August with 225 players, generating \$3.3K in revenue (under budget by \$3.7K) and rave reviews from the participants. YTD, our tournament pace is over budget by 20%, or \$33.9K.

Marketing and Sales:

- Cypress Head continues to be active members of the Port Orange South Daytona Chamber of Commerce, Daytona Chamber of Commerce, SEV Chamber and Rotary International.
- We have hired Leslie House as the new Sales & Marketing Director. Her start date is September 12.
- We continue to maintain our database of emails with approximately 11,999 unique e-mail addresses (+266 from prior month). Our Facebook followers are at 1,528 (up 4) and Instagram is up to 456 (up 4) followers.
- Nightly surveys continued to be strong in August, highlighted by 113 surveys being submitted and an NPS of 89.4 (Please see table below).
- Outside tournament bookings are very strong as we prepare for the Fall season.

	Last Month					Total
	Week of 07/30	Week of 08/06	Week of 08/13	Week of 08/20	Week of 08/27	
# of responses	24	20	18	32	19	113
Net Promoter Score						
Property NPS	91.7	90.0	88.9	90.6	84.2	89.4
Key Metrics						
Likelihood to Return	10.0	9.8	9.9	9.8	9.7	9.9
Overall Experience Satisfaction	9.7	9.0	9.4	9.4	9.5	9.4
Service Satisfaction	9.8	9.8	9.9	9.9	9.9	9.9

Current Google Ratings





The image shows a Google Business Profile for Cypress Head Golf Club. It features a main photo of a golf course with a pond, a map showing the club's location, and a street view image. Below the photos are buttons for 'Add photos', 'Website', 'Directions', 'Save', and 'Call'. The profile has a 4.5-star rating from 331 Google reviews and is marked as 'You manage this Business Profile'.

Cypress Head Golf Club

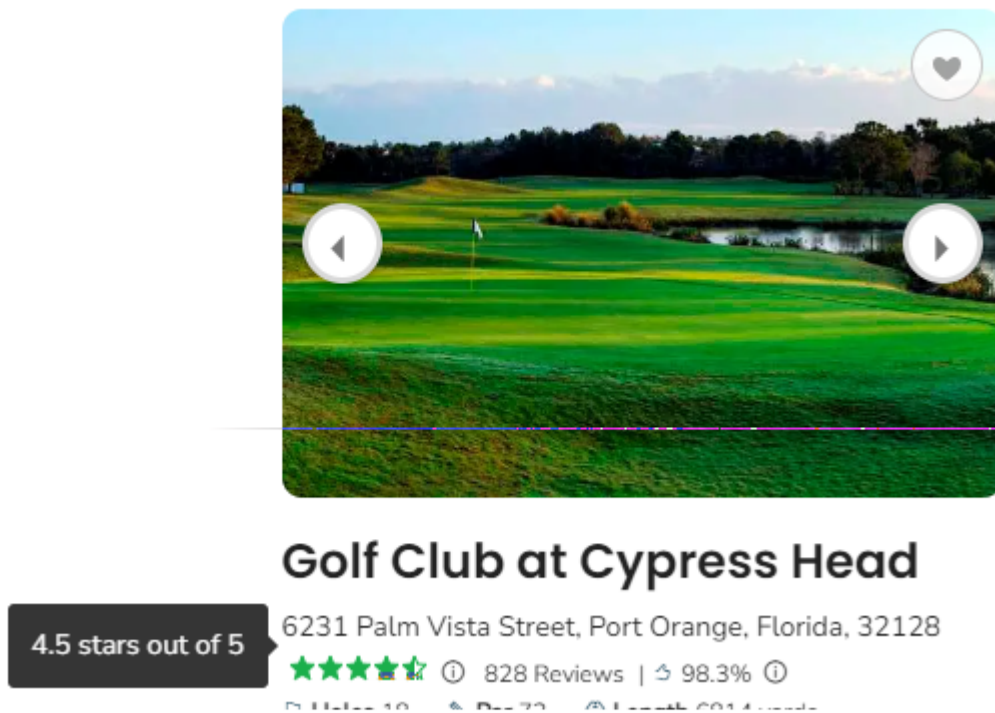
Website Directions Save Call

4.5 ★★★★★ 331 Google reviews

Golf club in Port Orange, Florida

 You manage this Business Profile 



Current GolfNow Ratings



The image shows a GolfNow listing for the Golf Club at Cypress Head. It features a large photo of a golf course with a pond and a flag on the green. Below the photo is the title 'Golf Club at Cypress Head', the address '6231 Palm Vista Street, Port Orange, Florida, 32128', and a 4.5-star rating from 828 reviews with a 98.3% booking rate.

Golf Club at Cypress Head

6231 Palm Vista Street, Port Orange, Florida, 32128

4.5 stars out of 5  828 Reviews | 98.3% 



We continue to deliver True Service to our members and guests and insure they enjoy their experience here at Cypress Head. With our NPS at 89.4 and all vital categories well above 9.5, it is apparent that the team is delivering a “Best in Class” golf experience.

Corporate Support:

- Kemper Sports Center for Excellence – Ongoing resource. We have been participating in monthly webinars designed to share best practices used at Kemper properties throughout the country.

Insights:

- The team at Cypress Head continues to work well with the entire staff at the Parks & Recreation department to continue providing the “Best in Class” experience for all players.

Respectfully Submitted,

Jeff Dayton, PGA

General Manager
Cypress Head Golf Club

Matt Lindley

Vice President Operations
KemperSports Management